

PRO3 CRIME STATISTICS

Covered Period: February 1 - 28, 2021

Source: downloaded from CIRAS as of 9:00 AM of April 27, 2021

CRIME STATISTICS

PNP MC 2018-050

Covered Period: February 1 - 28, 2021

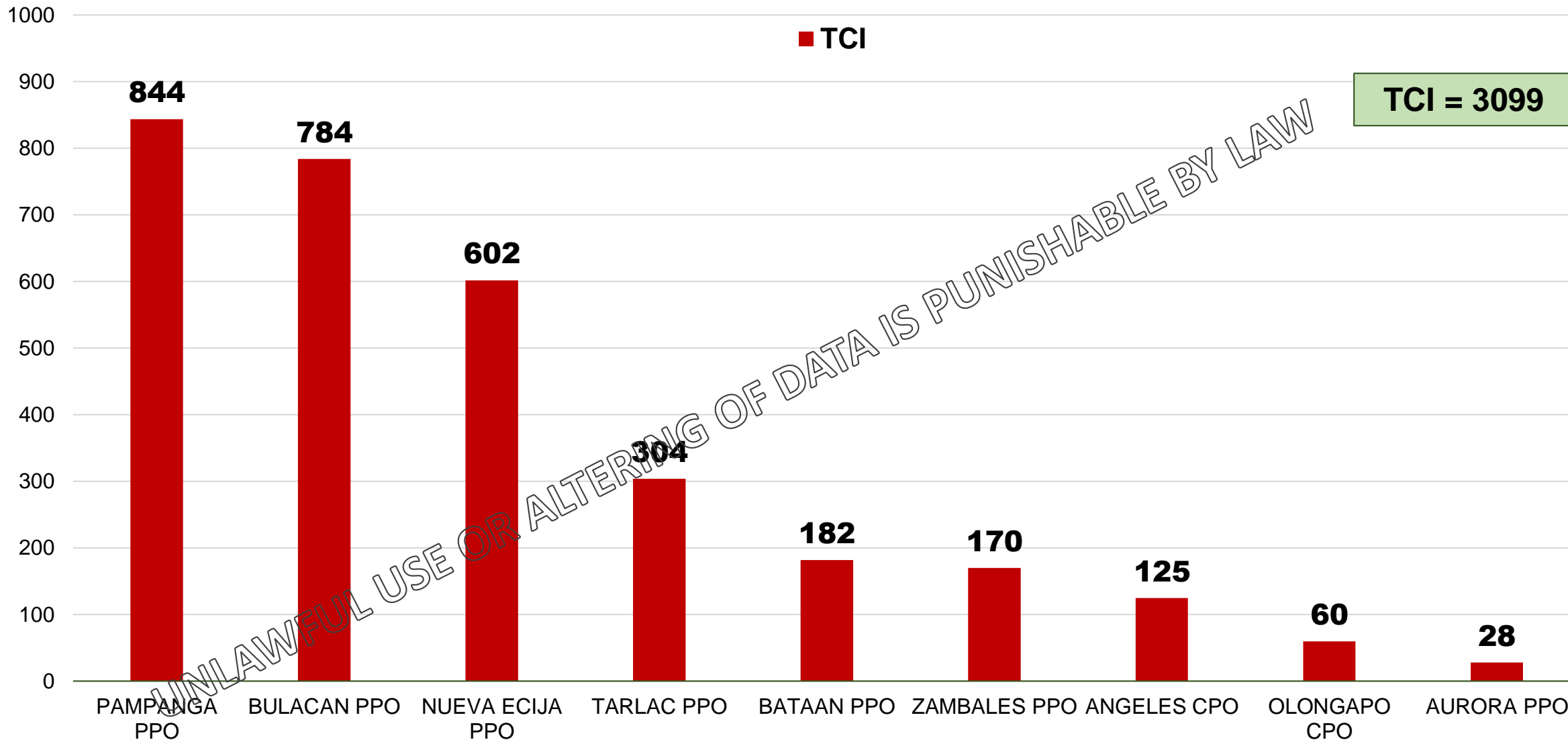
PPO/CPO	PEACE AND ORDER INDEX		PUBLIC SAFETY INDEX	TOTAL CRIME INCIDENTS
	POI INDEX	POI NON-INDEX		
AURORA	2	19	7	28
BATAAN	11	101	70	182
BULACAN	94	390	300	784
NUEVA ECIJA	33	243	326	602
PAMPANGA	53	403	388	844
TARLAC	29	140	135	304
ZAMBALES	10	54	106	170
ANGELES	28	90	7	125
OLONGAPO	11	41	8	60
Grand Total	271	1481	1347	3099

Source: CIRAS

TCI PER PPO/CPO

Covered Period: February 1 - 28, 2021

TOTAL CRIME INCIDENTS



Source: CIRAS

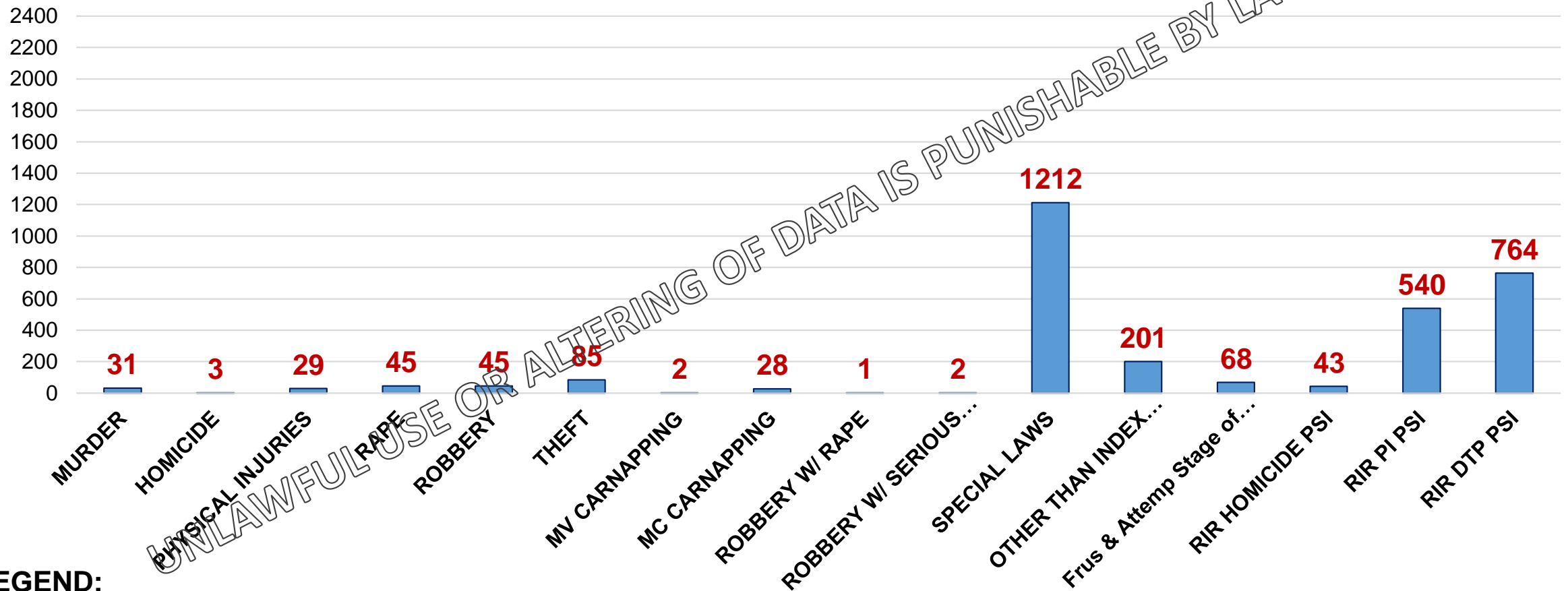
TOTAL CRIME INCIDENT PER CRIME

Covered Period: February 1 - 28, 2021

POI INDEX
(PNP MC 2018-050) = 271

POI NON INDEX
(PNP MC 2018-050) = 1481

PSI
(PNP MC 2018-050) = 1347



LEGEND:

POI: Peace and Order Index **PSI:** Public Safety Index

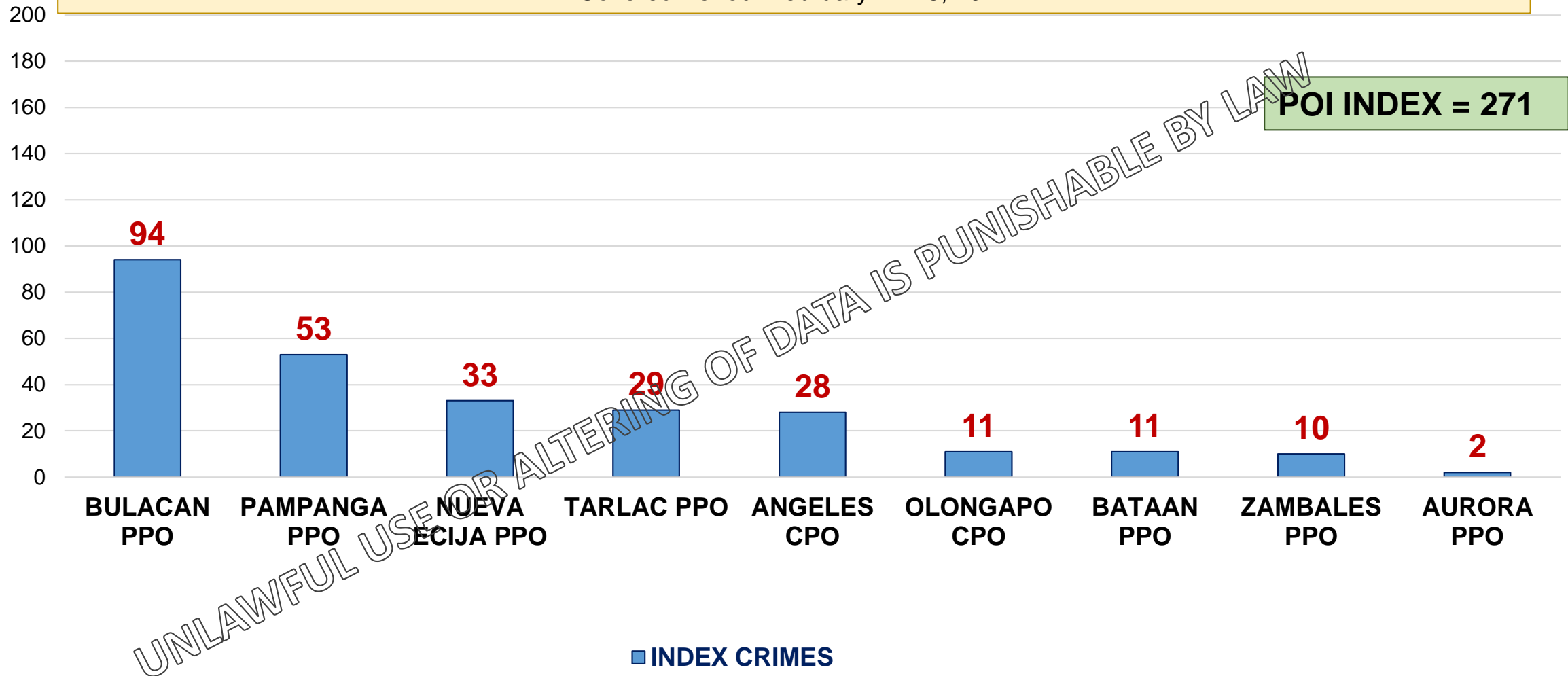
Source: CIRAS

POI INDEX CRIMES PER PPO/CPO

POI INDEX CRIMES = FOCUS CRIMES + SPECIAL COMPLEX CRIMES

(PNP MC 2018-050)

Covered Period: February 1 - 28, 2021



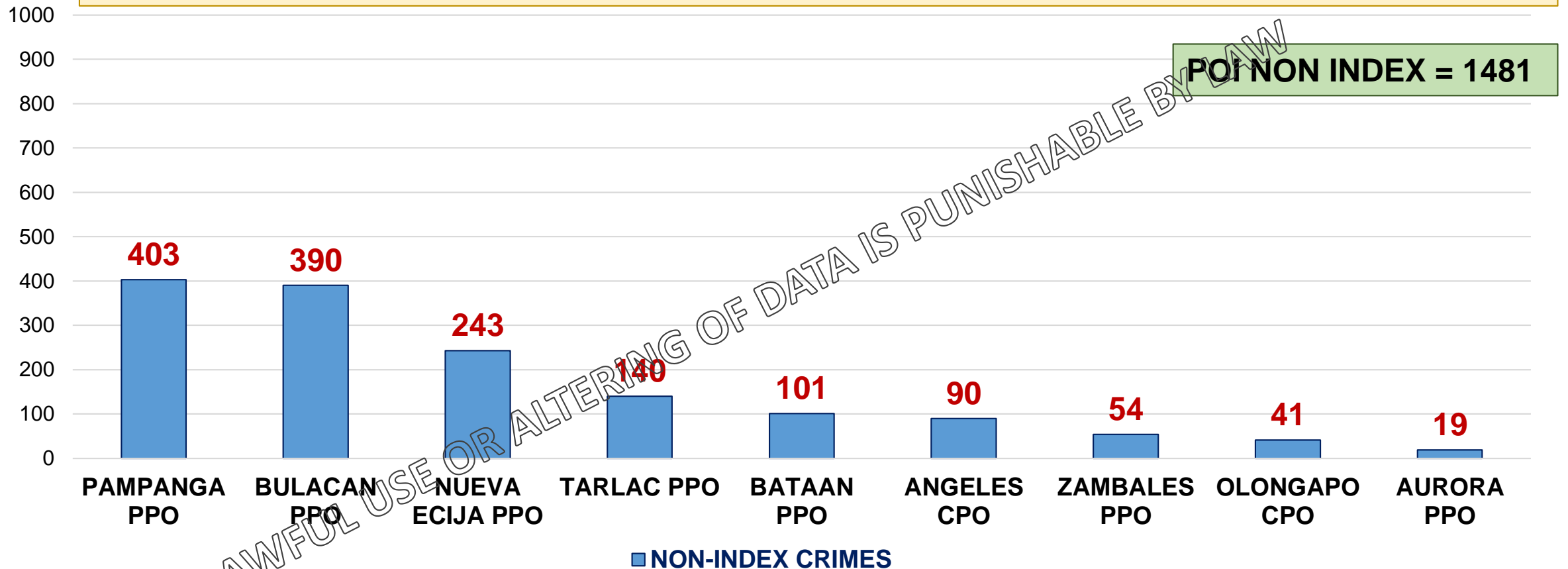
Source: CIRAS

POI NON-INDEX CRIMES PER PPO/CPO

POI NON-INDEX CRIMES = SPECIAL LAWS + OTHER THAN INDEX CRIMES + ATTEMPTED AND FRUSTRATED STAGES OF FOCUS CRIMES

(PNP MC 2018-050)

Covered Period: February 1 - 28, 2021



NOTE: For the period of July to October 27 2019, RIR Traffic Accidents and other quasi-offenses are already excluded in Non-Index Crimes. It is now categorized as Public Safety Index in the PNP MC 2018-050.

Source: CIRAS

CASE STATUS OF CRIMES

Covered Period: February 1 - 28, 2021

PPO/CPO	TCV/TCI	CLEARED	CCE	SOLVED	CSE	UNSOLVED	% UNSOLVED
AURORA PPO	28	27	96.43%	24	85.71%	1	3.57%
BATAAN PPO	182	178	97.80%	164	90.11%	4	2.20%
BULACAN PPO	784	737	94.01%	661	84.31%	47	5.99%
NUEVA ECIJA PPO	602	583	96.84%	519	86.21%	19	3.16%
PAMPANGA PPO	844	801	94.91%	689	81.64%	43	5.09%
TARLAC PPO	304	293	96.38%	258	84.87%	11	3.62%
ZAMBALES PPO	170	170	100.00%	151	88.82%	0	0.00%
ANGELES CPO	125	119	95.20%	110	88.00%	6	4.80%
OLONGAPO CPO	60	59	98.33%	52	86.67%	1	1.67%
Grand Total	3099	2967	95.74%	2628	84.80%	132	4.26%

Source: CIRAS

CRIME RATE

Covered Period: February 1 - 28, 2021

PPO/CPO	PEACE AND ORDER INDEX		PSI CRIME RATE	TCI CRIME RATE
	POI INDEX CRIME RATE	POI NON-INDEX CRIME RATE		
AURORA	0.86	8.14	3.00	12.00
BATAAN	1.33	12.19	8.45	21.97
BULACAN	2.62	10.88	8.37	21.87
NUEVA ECIJA	1.41	10.37	13.91	25.69
PAMPANGA	2.21	16.84	16.21	35.26
TARLAC	1.95	9.41	9.07	20.44
ZAMBALES	1.55	8.39	16.47	26.42
ANGELES	6.25	20.08	1.56	27.88
OLONGAPO	4.33	16.16	3.15	23.64
Grand Total	2.22	12.12	11.03	25.37

Source: CIRAS

TCI CRIME RATE PER PPO/CPO

