

PRO3 CRIME STATISTICS

Covered Period: March 1 - 31, 2021

Source: downloaded from CIRAS as of 9:00 AM of April 27, 2021

CRIME STATISTICS

PNP MC 2018-050

Covered Period: March 1 - 31, 2021

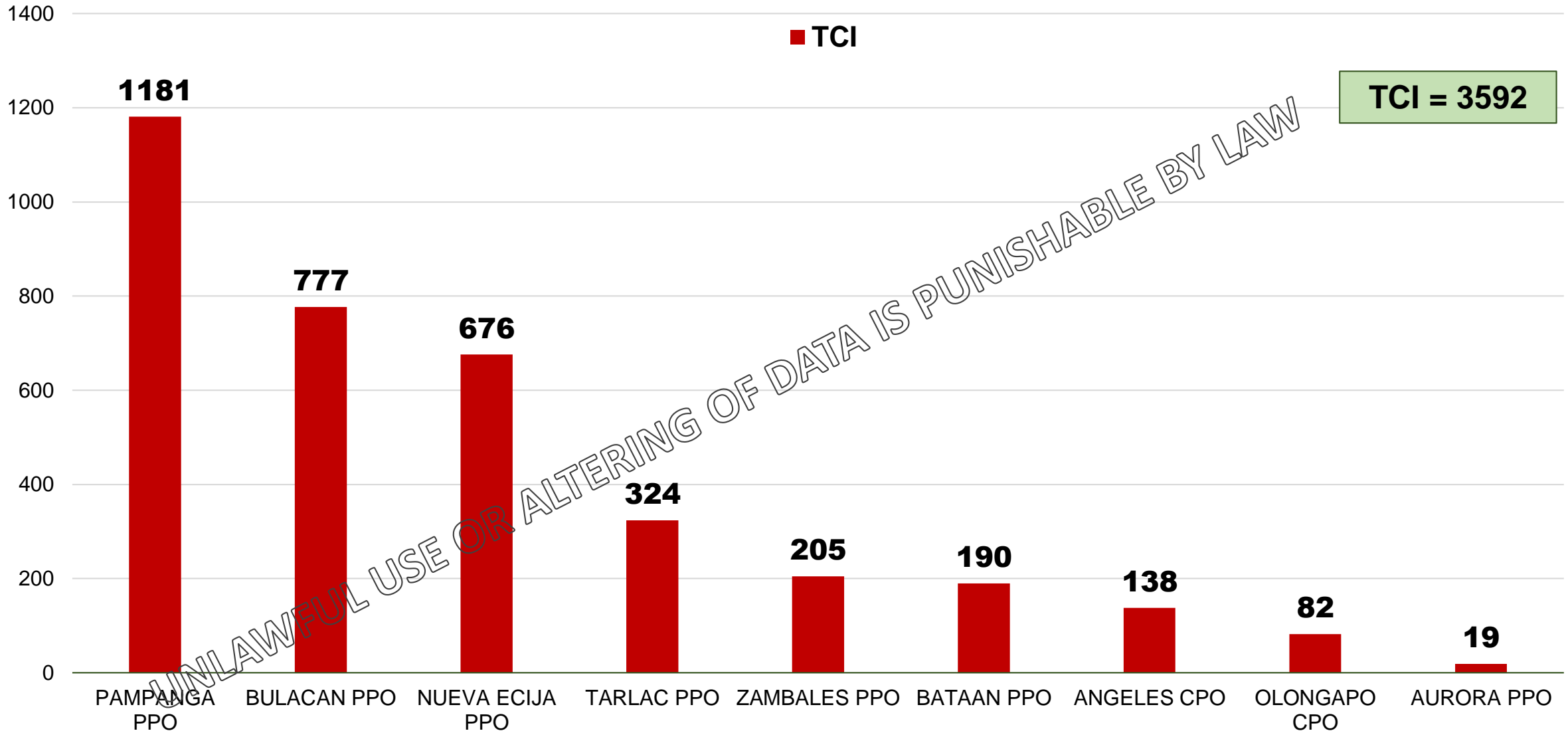
PPO/CPO	PEACE AND ORDER INDEX		PUBLIC SAFETY INDEX	TOTAL CRIME INCIDENTS
	POI INDEX	POI NON-INDEX		
AURORA	2	10	7	19
BATAAN	24	86	80	190
BULACAN	88	370	319	777
NUEVA ECIJA	72	300	304	676
PAMPANGA	55	777	349	1181
TARLAC	16	174	134	324
ZAMBALES	7	78	120	205
ANGELES	25	99	14	138
OLONGAPO	14	49	19	82
Grand Total	303	1943	1346	3592

Source: CIRAS

TCI PER PPO/CPO

Covered Period: March 1 - 31, 2021

TOTAL CRIME INCIDENTS



Source: CIRAS

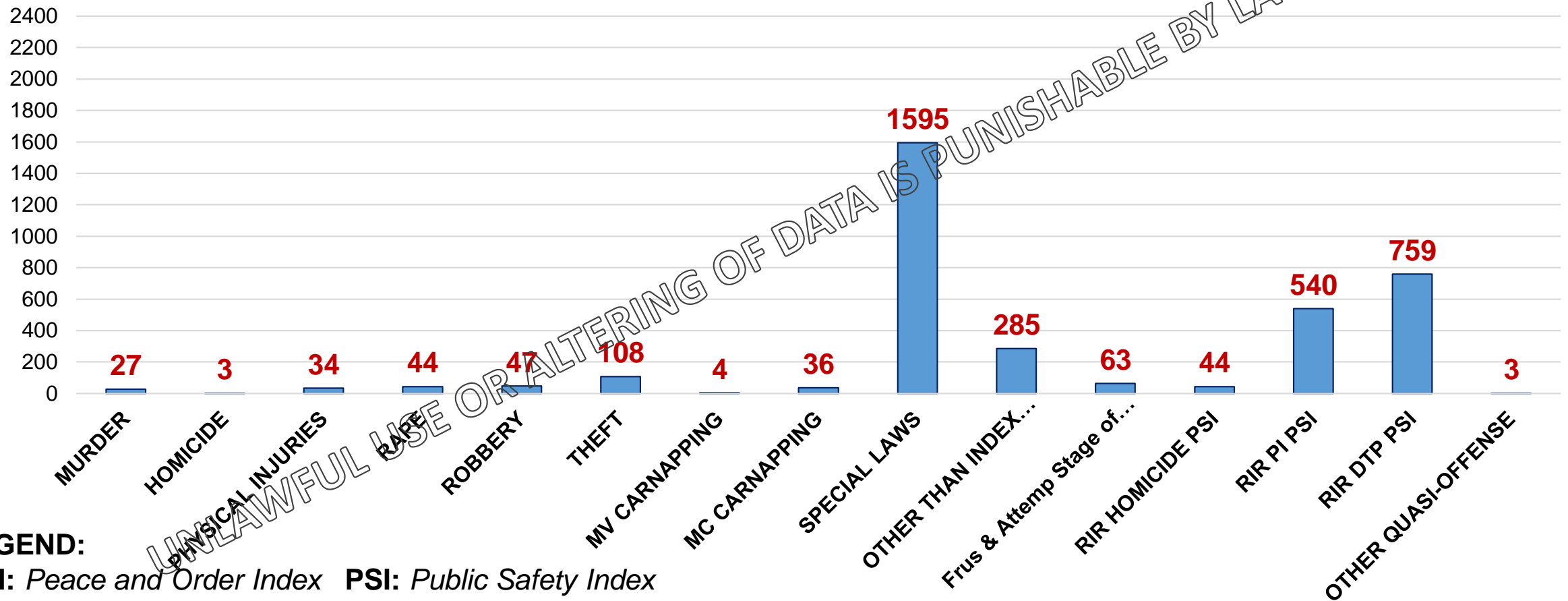
TOTAL CRIME INCIDENT PER CRIME

Covered Period: March 1 - 31, 2021

POI INDEX
(PNP MC 2018-050) = 303

POI NON INDEX
(PNP MC 2018-050) =
1943

PSI
(PNP MC 2018-050)
= 1346

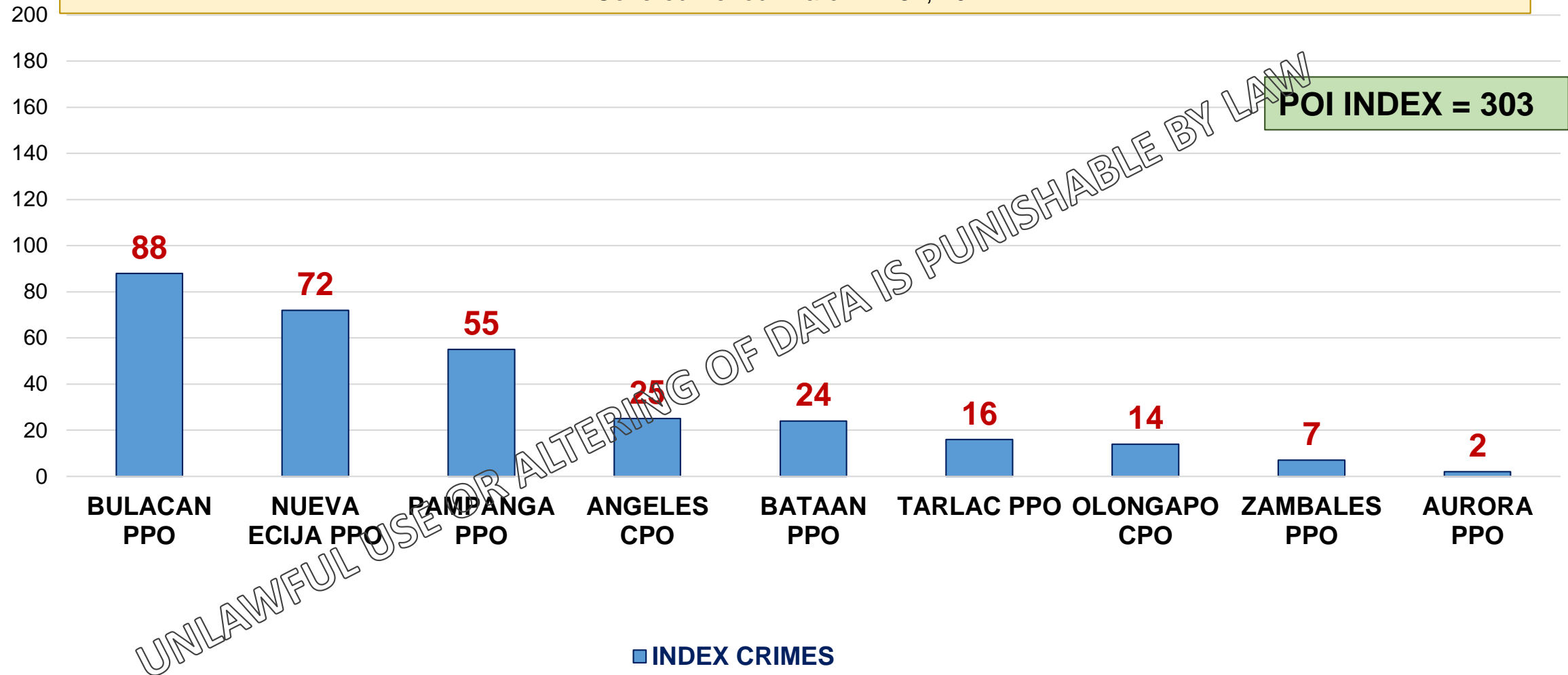


POI INDEX CRIMES PER PPO/CPO

POI INDEX CRIMES = FOCUS CRIMES + SPECIAL COMPLEX CRIMES

(PNP MC 2018-050)

Covered Period: March 1 - 31, 2021

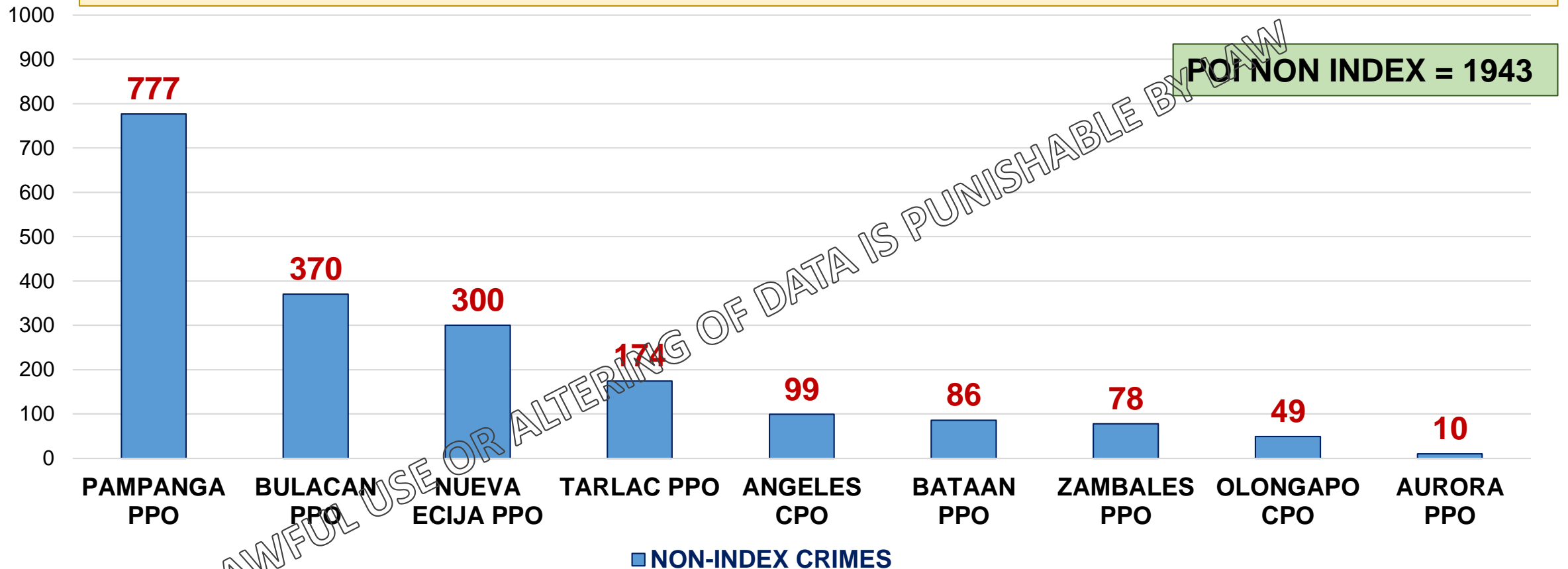


POI NON-INDEX CRIMES PER PPO/CPO

POI NON-INDEX CRIMES = SPECIAL LAWS + OTHER THAN INDEX CRIMES + ATTEMPTED AND FRUSTRATED STAGES OF FOCUS CRIMES

(PNP MC 2018-050)

Covered Period: March 1 - 31, 2021



NOTE: For the period of July to October 27 2019, RIR Traffic Accidents and other quasi-offenses are already excluded in Non-Index Crimes. It is now categorized as Public Safety Index in the PNP MC 2018-050.

Source: CIRAS

CASE STATUS OF CRIMES

Covered Period: March 1 - 31, 2021

PPO/CPO	TCV/TCI	CLEARED	CCE	SOLVED	CSE	UNSOLVED	% UNSOLVED
AURORA PPO	19	18	94.74%	12	63.16%	1	5.26%
BATAAN PPO	190	188	98.95%	169	88.95%	2	1.05%
BULACAN PPO	777	738	94.98%	687	88.42%	39	5.02%
NUEVA ECIJA PPO	676	646	95.56%	592	87.57%	30	4.44%
PAMPANGA PPO	1181	1146	97.04%	827	70.03%	35	2.96%
TARLAC PPO	324	305	94.14%	271	83.64%	19	5.86%
ZAMBALES PPO	205	203	99.02%	184	89.76%	2	0.98%
ANGELES CPO	138	127	92.03%	113	81.88%	11	7.97%
OLONGAPO CPO	82	78	95.12%	71	86.59%	4	4.88%
Grand Total	3592	3449	96.02%	2926	81.46%	143	3.98%

Source: CIRAS

CRIME RATE

Covered Period: March 1 - 31, 2021

PPO/CPO	PEACE AND ORDER INDEX		PSI CRIME RATE	TCI CRIME RATE
	POI INDEX CRIME RATE	POI NON-INDEX CRIME RATE		
AURORA	0.86	4.28	3.00	8.14
BATAAN	2.90	10.38	9.66	22.94
BULACAN	2.45	10.32	8.90	21.67
NUEVA ECIJA	3.07	12.80	12.98	28.85
PAMPANGA	2.30	32.46	14.58	49.34
TARLAC	1.08	11.70	9.01	21.78
ZAMBALES	1.09	12.12	18.65	31.86
ANGELES	5.58	22.08	3.12	30.78
OLONGAPO	5.52	19.31	7.49	32.31
Grand Total	2.48	15.90	11.02	29.40

Source: CIRAS

TCI CRIME RATE PER PPO/CPO

