

# PRO3 CRIME STATISTICS

**Covered Period: August 01 - 31, 2020**

**Source: CIRAS downloaded as of 10:58 AM of September 03, 2020**

# CRIME STATISTICS

## PNP MC 2018-050

Covered Period: August 01 - 31, 2020

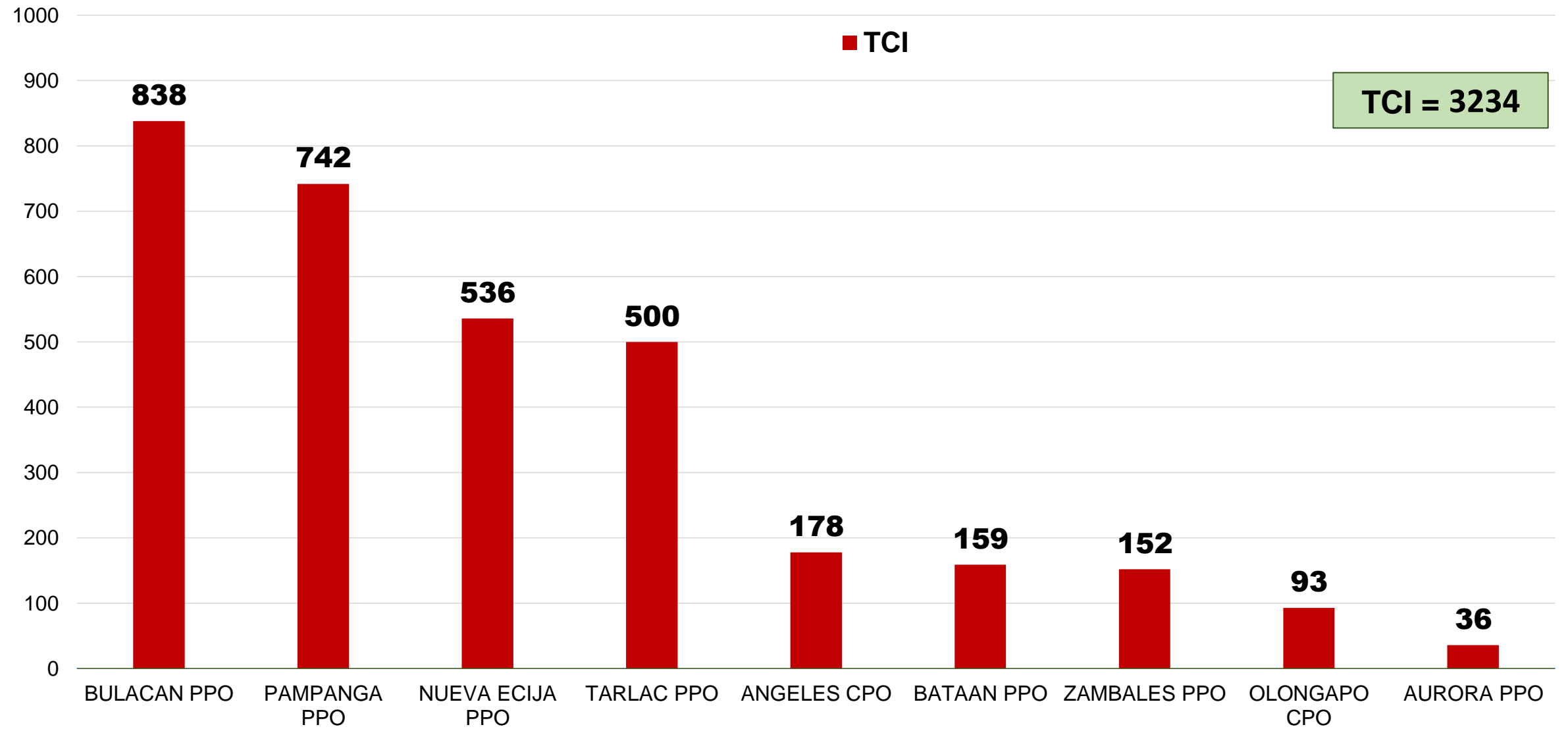
PPO/CPO	PEACE AND ORDER INDEX		PUBLIC SAFETY INDEX	TOTAL CRIME INCIDENTS
	POI INDEX	POI NON-INDEX		
AURORA	3	18	15	36
BATAAN	16	84	59	159
BULACAN	76	524	238	838
NUEVA ECIJA	62	250	224	536
PAMPANGA	45	389	308	742
TARLAC	14	380	106	500
ZAMBALES	12	62	78	152
ANGELES	23	126	29	178
OLONGAPO	8	80	5	93
<b>Grand Total</b>	<b>259</b>	<b>1913</b>	<b>1062</b>	<b>3234</b>

Source: CIRAS

# TCI PER PPO/CPO

Covered Period: August 01 - 31, 2020

## TOTAL CRIME INCIDENTS



Source: CIRAS

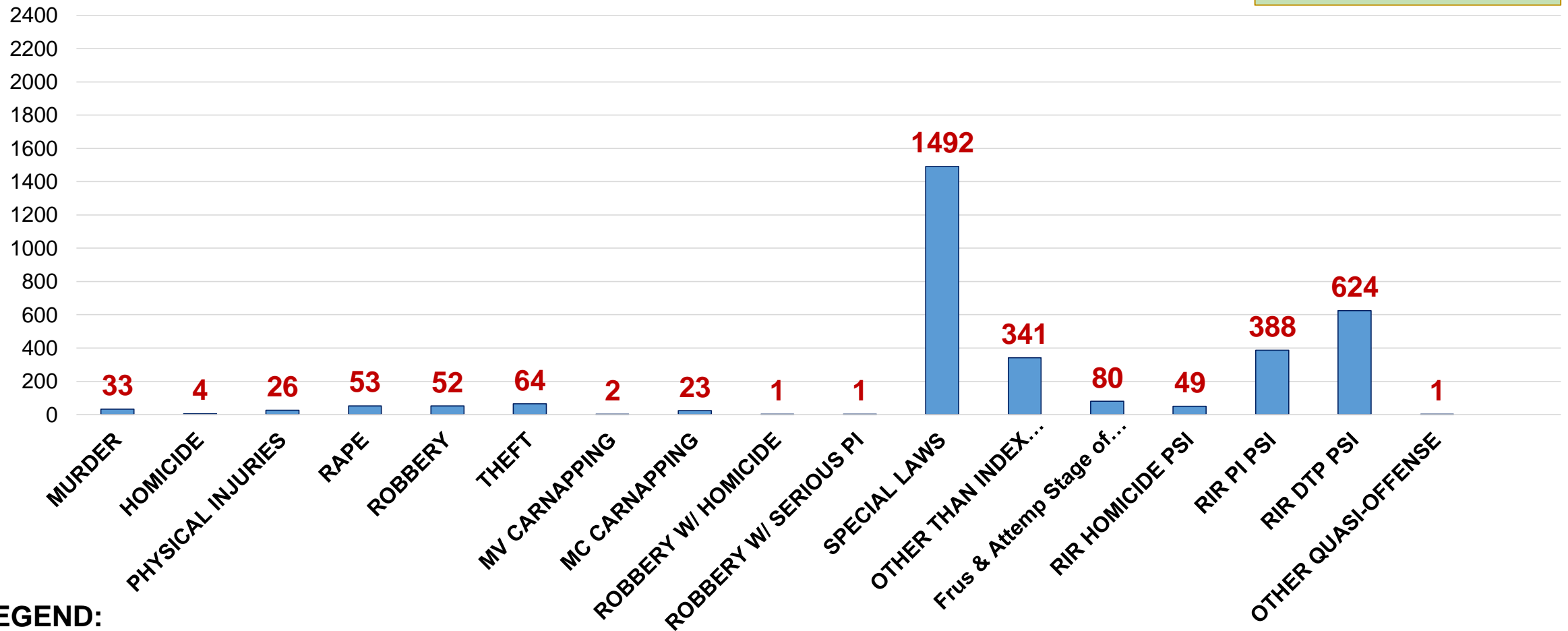
# TOTAL CRIME INCIDENT PER CRIME

Covered Period: August 01 - 31, 2020

**POI INDEX**  
(PNP MC 2018-050) = 259

**POI NON INDEX**  
(PNP MC 2018-050) =  
**1913**

**PSI**  
(PNP MC 2018-050)  
= 1062



**LEGEND:**

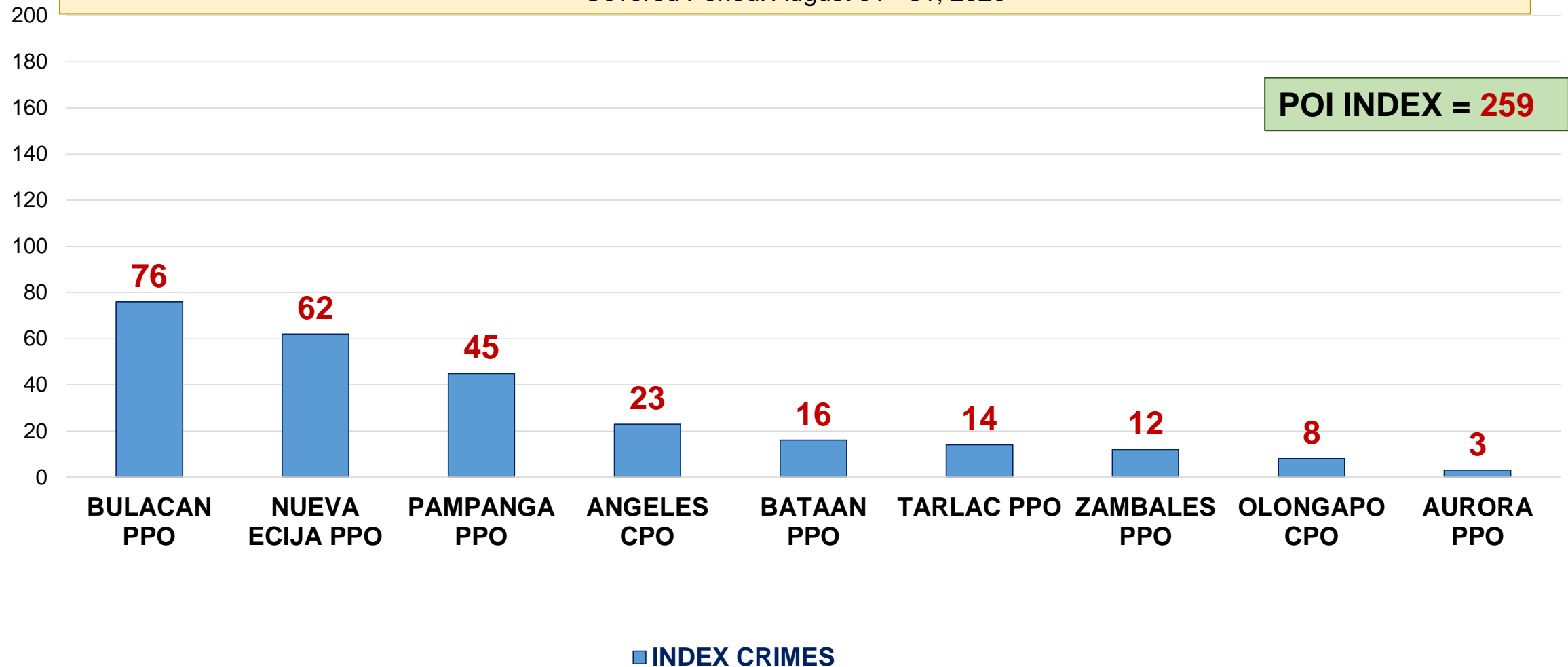
**POI:** Peace and Order Index **PSI:** Public Safety Index

# POI INDEX CRIMES PER PPO/CPO

POI INDEX CRIMES = FOCUS CRIMES + SPECIAL COMPLEX CRIMES

(PNP MC 2018-050)

Covered Period: August 01 - 31, 2020

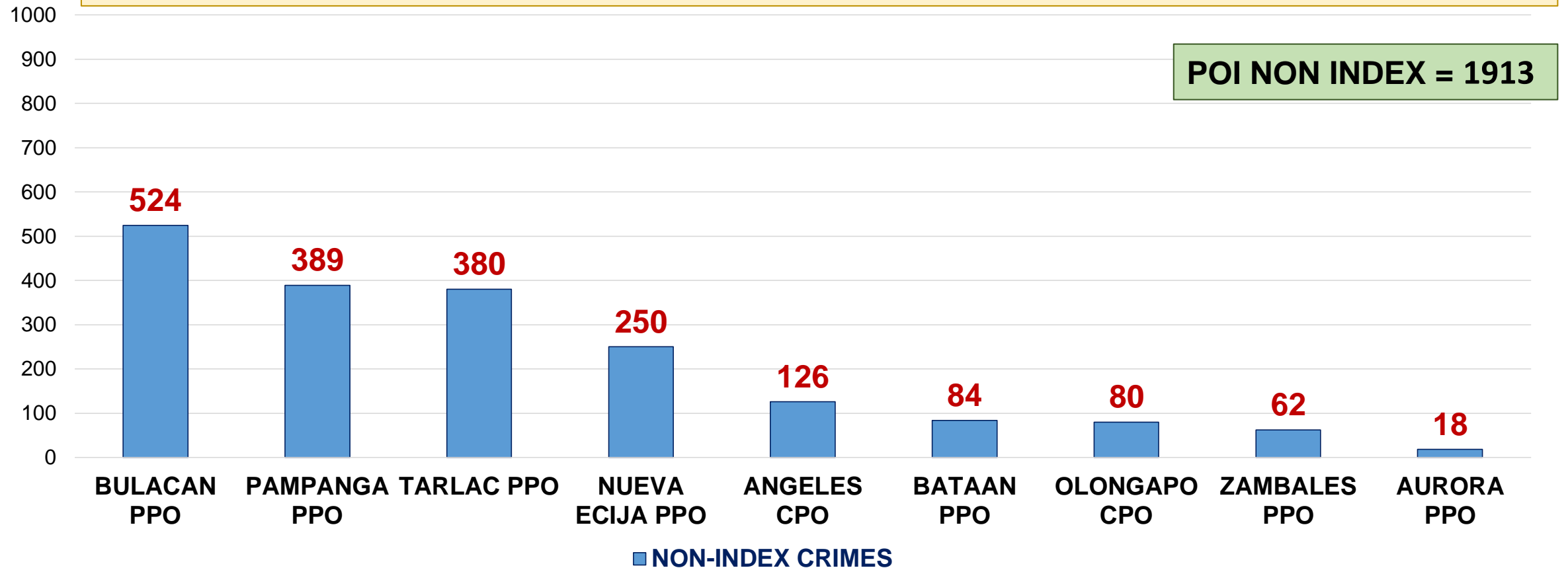


# POI NON-INDEX CRIMES PER PPO/CPO

POI NON-INDEX CRIMES = SPECIAL LAWS + OTHER THAN INDEX CRIMES + ATTEMPTED AND FRUSTRATED STAGES OF FOCUS CRIMES

(PNP MC 2018-050)

Covered Period: August 01 - 31, 2020



**NOTE:** For the period of July to October 27 2019, RIR Traffic Accidents and other quasi-offenses are already excluded in Non-Index Crimes. It is now categorized as Public Safety Index in the PNP MC 2018-050.

Source: CIRAS

# CASE STATUS OF CRIMES

Covered Period: August 01 - 31, 2020

PPO/CPO	TCV/TCI	CLEARED	CCE	SOLVED	CSE	UNSOLVED	% UNSOLVED
AURORA PPO	36	26	72.22%	19	52.78%	10	27.78%
BATAAN PPO	159	158	99.37%	148	93.08%	1	0.63%
BULACAN PPO	838	795	94.87%	761	90.81%	43	5.13%
NUEVA ECIJA PPO	536	513	95.71%	471	87.87%	23	4.29%
PAMPANGA PPO	742	712	95.96%	616	83.02%	30	4.04%
TARLAC PPO	500	431	86.20%	385	77.00%	69	13.80%
ZAMBALES PPO	152	151	99.34%	134	88.16%	1	0.66%
ANGELES CPO	178	154	86.52%	148	83.15%	24	13.48%
OLONGAPO CPO	93	93	100.00%	89	95.70%	0	0.00%
<b>Grand Total</b>	<b>3234</b>	<b>3033</b>	<b>93.78%</b>	<b>2771</b>	<b>85.68%</b>	<b>201</b>	<b>6.22%</b>

Legend:



Highest CCE and CSE

2<sup>nd</sup> Highest CCE and CSE

3<sup>rd</sup> Highest CCE and CSE

Source: CIRAS

# CRIME RATE

Covered Period: August 01 - 31, 2020

PPO/CPO	PEACE AND ORDER INDEX		PSI CRIME RATE	TCI CRIME RATE
	POI INDEX CRIME RATE	POI NON-INDEX CRIME RATE		
AURORA	1.33	7.98	6.65	15.96
BATAAN	2.00	10.49	7.37	19.86
BULACAN	2.19	15.12	6.87	24.19
NUEVA ECIJA	2.74	11.04	9.89	23.67
PAMPANGA	1.95	16.81	13.31	32.07
TARLAC	0.97	26.43	7.37	34.78
ZAMBALES	1.93	9.97	12.54	24.44
ANGELES	5.31	29.08	6.69	41.09
OLONGAPO	3.26	32.62	2.04	37.92
<b>Grand Total</b>	2.19	16.20	8.99	27.39

Source: CIRAS



# TCI CRIME RATE PER PPO/CPO

