

PRO3 CRIME STATISTICS

Covered Period: April 1 – 30, 2021

Source: downloaded from CIRAS as of 10:30 AM of June 30, 2021

CRIME STATISTICS

PNP MC 2018-050

Covered Period: April 1 - 30, 2021

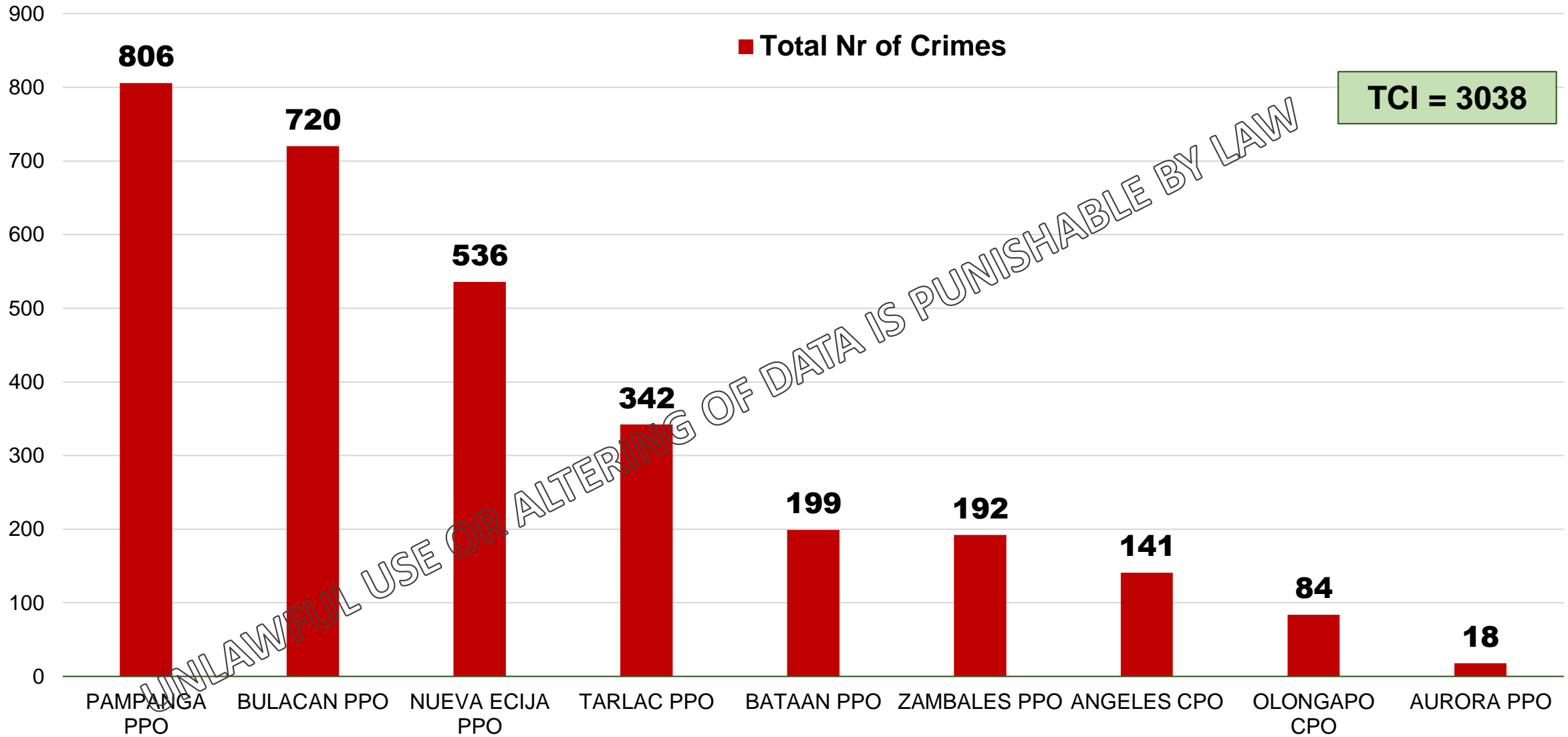
PPO/CPO	PEACE AND ORDER INDEX		PUBLIC SAFETY INDEX	TOTAL CRIME INCIDENTS
	POI INDEX	POI NON-INDEX		
AURORA	3	12	3	18
BATAAN	18	92	89	199
BULACAN	72	398	250	720
NUEVA ECIJA	47	258	231	536
PAMPANGA	38	509	259	806
TARLAC	28	188	126	342
ZAMBALES	11	83	98	192
ANGELES	28	104	9	141
OLONGAPO	9	65	10	84
Grand Total	254	1709	1075	3038

Source: CIRAS

TCI PER PPO/CPO

Covered Period: April 1 - 30, 2021

TOTAL CRIME INCIDENTS



Source: CIRAS

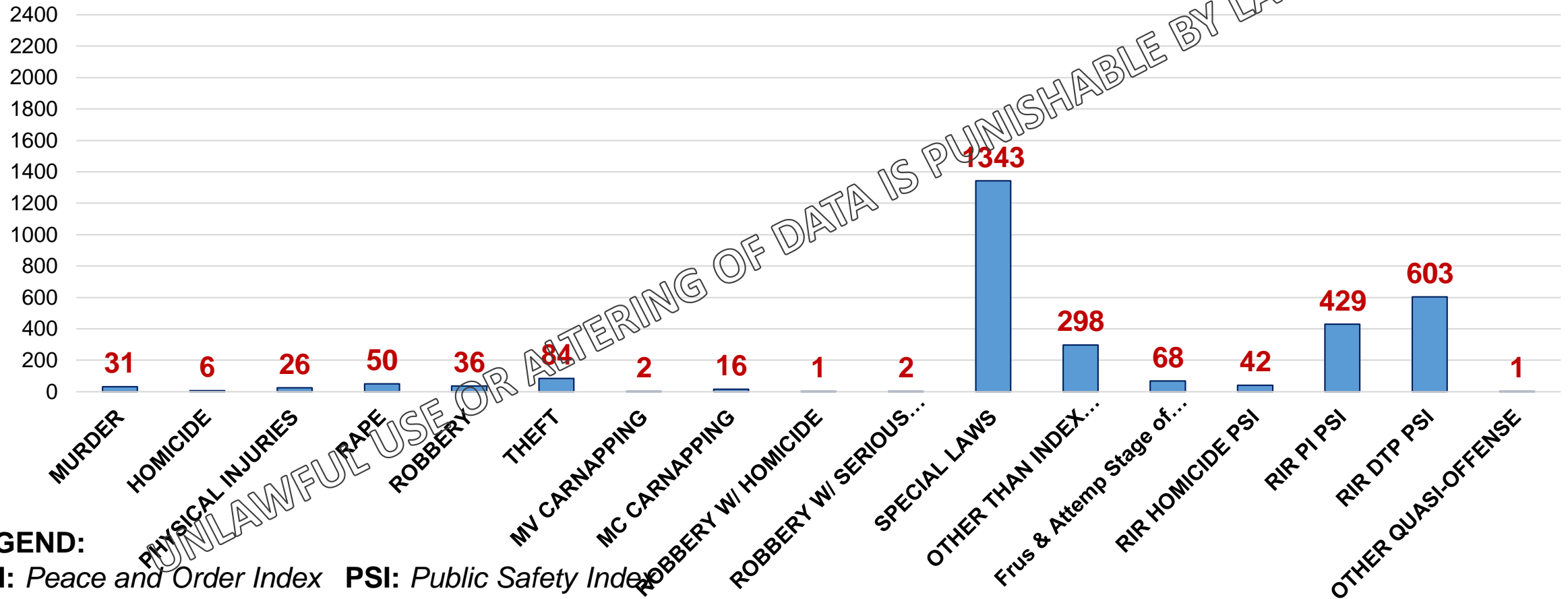
TOTAL CRIME INCIDENT PER CRIME

Covered Period: April 1 - 30, 2021

POI INDEX
(PNP MC 2018-050) = 254

POI NON INDEX
(PNP MC 2018-050) = 1709

PSI
(PNP MC 2018-050) = 1075



LEGEND:

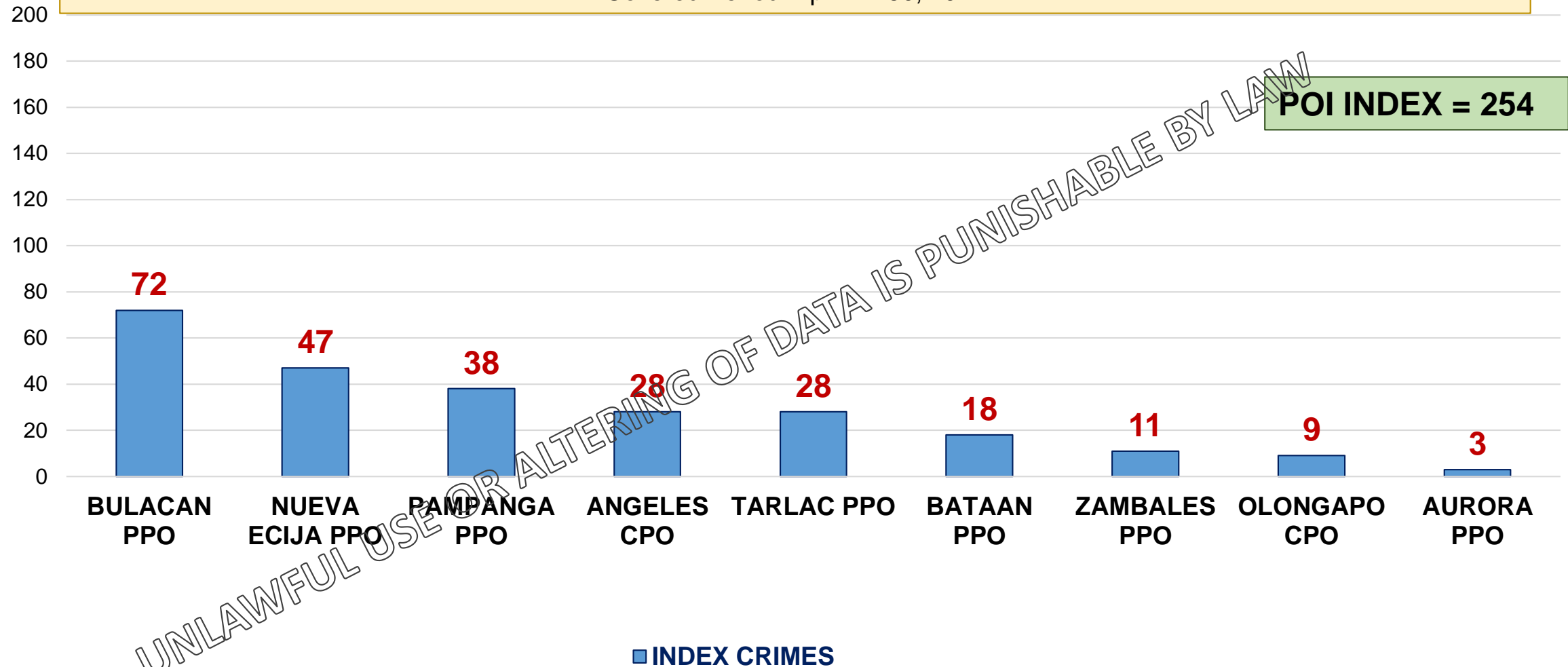
POI: Peace and Order Index **PSI:** Public Safety Index

POI INDEX CRIMES PER PPO/CPO

POI INDEX CRIMES = FOCUS CRIMES + SPECIAL COMPLEX CRIMES

(PNP MC 2018-050)

Covered Period: April 1 - 30, 2021

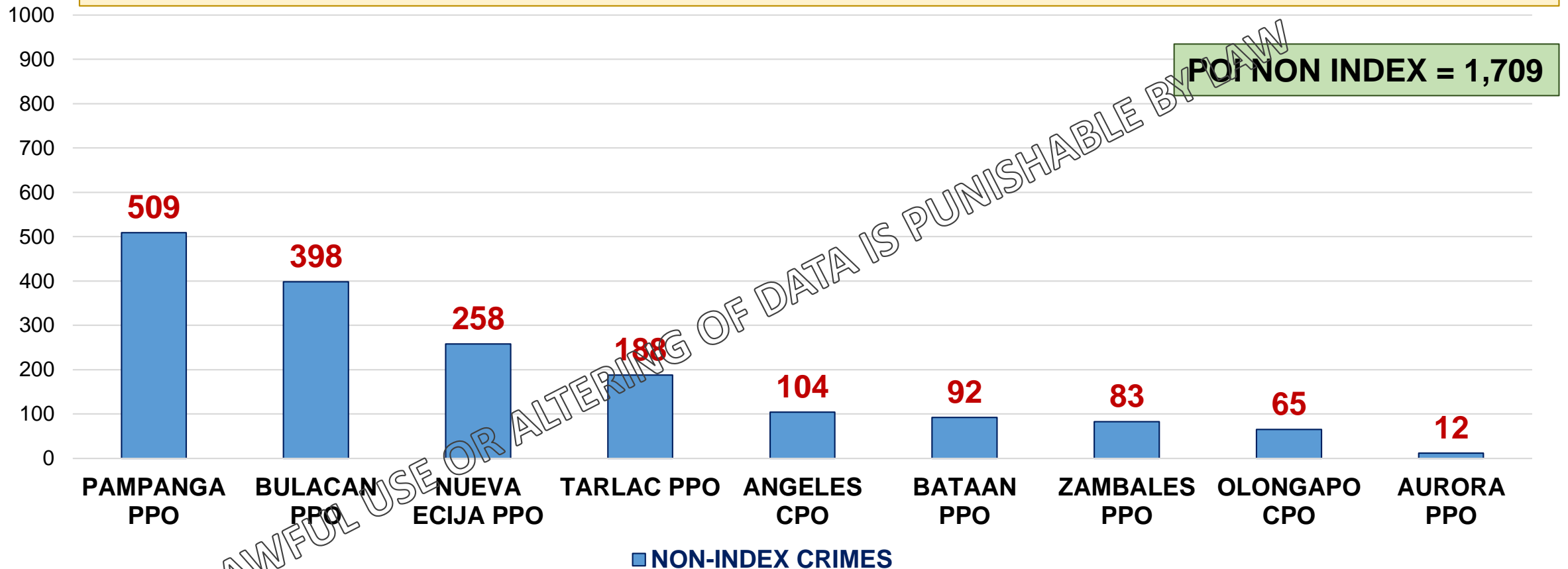


POI NON-INDEX CRIMES PER PPO/CPO

POI NON-INDEX CRIMES = SPECIAL LAWS + OTHER THAN INDEX CRIMES + ATTEMPTED AND FRUSTRATED STAGES OF FOCUS CRIMES

(PNP MC 2018-050)

Covered Period: April 1 - 30, 2021



NOTE: For the period of July to October 27 2019, RIR Traffic Accidents and other quasi-offenses are already excluded in Non-Index Crimes. It is now categorized as Public Safety Index in the PNP MC 2018-050.

Source: CIRAS

CASE STATUS OF CRIMES

Covered Period: April 1 - 30, 2021

PPO/CPO	Total Nr of Crimes	CLEARED	CCE	SOLVED	CSE	UNSOLVED	% UNSOLVED
AURORA PPO	18	18	100.00%	10	55.56%	0	0.00%
BATAAN PPO	199	194	97.49%	177	88.94%	5	2.51%
BULACAN PPO	720	698	96.94%	650	90.28%	22	3.06%
NUEVA ECIJA PPO	536	522	97.39%	451	84.14%	14	2.61%
PAMPANGA PPO	806	779	96.65%	583	72.33%	27	3.35%
TARLAC PPO	342	327	95.61%	279	81.58%	15	4.39%
ZAMBALES PPO	192	192	100.00%	171	89.06%	0	0.00%
ANGELES CPO	141	129	91.49%	117	82.98%	12	8.51%
OLONGAPO CPO	84	84	100.00%	79	94.05%	0	0.00%
Grand Total	3038	2943	96.87%	2517	82.85%	95	3.13%

Source: CIRAS

CRIME RATE

Covered Period: April 1 - 30, 2021

PPO/CPO	PEACE AND ORDER INDEX		PSI CRIME RATE	TCI CRIME RATE
	POI INDEX CRIME RATE	POI NON-INDEX CRIME RATE		
AURORA	1.29	5.14	1.29	7.71
BATAAN	2.17	11.11	10.74	24.02
BULACAN	2.01	11.10	6.97	20.08
NUEVA ECIJA	2.01	11.01	9.86	22.88
PAMPANGA	1.59	21.26	10.82	33.67
TARLAC	1.88	12.64	8.47	22.99
ZAMBALES	1.71	12.90	15.23	29.84
ANGELES	6.25	23.20	2.01	31.45
OLONGAPO	3.55	25.61	3.94	33.10
Grand Total	2.08	13.99	8.80	24.87

Source: CIRAS

AMCR PER PPO/CPO

