

PRO3 CRIME STATISTICS

Covered Period: December 01 -31, 2020

Source: downloaded from CIRAS as of 08:30 AM of February 3, 2021

CRIME STATISTICS

PNP MC 2018-050

Covered Period: December 01 - 31, 2020

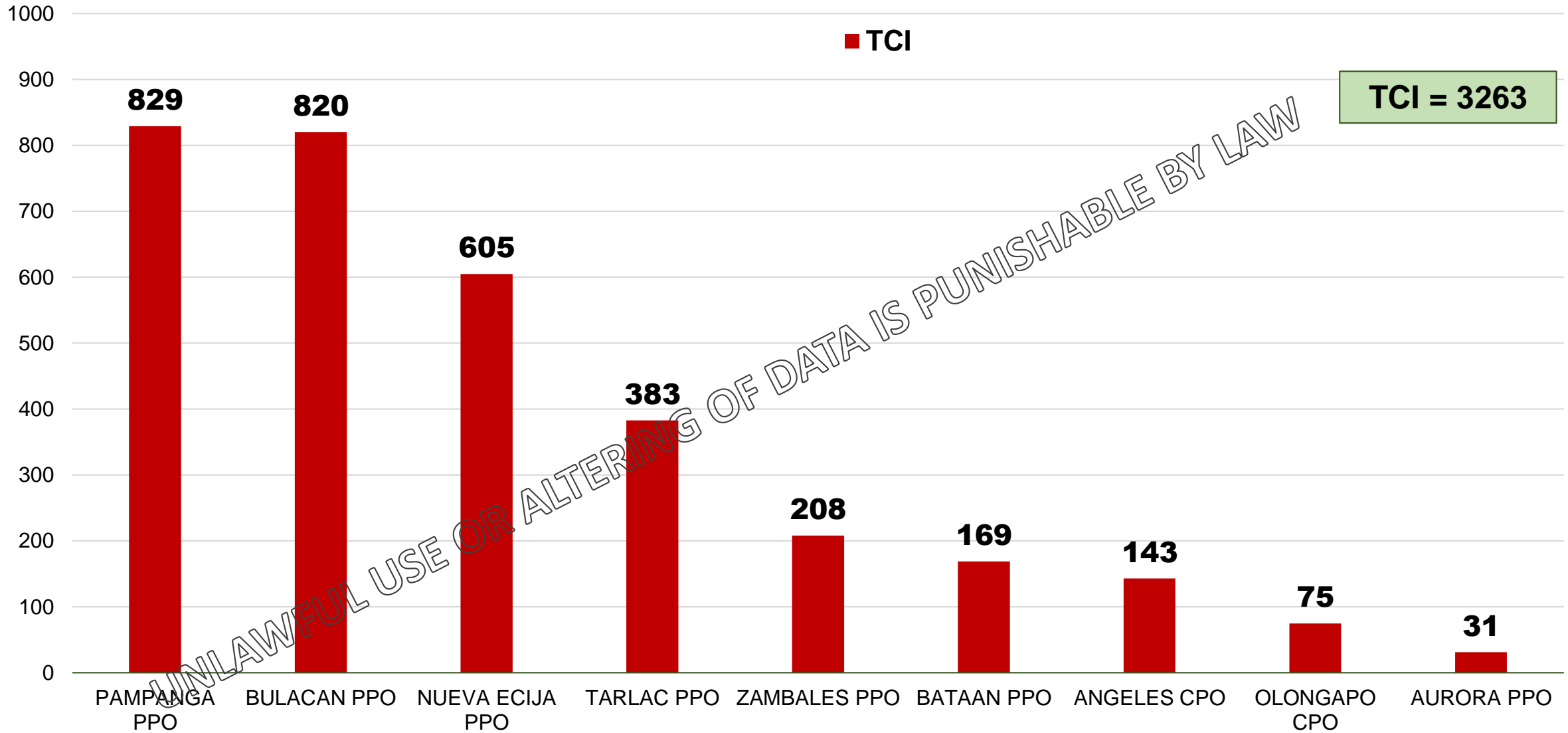
PPO/CPO	PEACE AND ORDER INDEX		PUBLIC SAFETY INDEX	TOTAL CRIME INCIDENTS
	POI INDEX	POI NON-INDEX		
AURORA	8	16	7	31
BATAAN	20	80	69	169
BULACAN	82	385	353	820
NUEVA ECIJA	67	226	312	605
PAMPANGA	64	343	422	829
TARLAC	36	173	174	383
ZAMBALES	12	63	133	208
ANGELES	35	94	14	143
OLONGAPO	22	51	2	75
Grand Total	346	1431	1486	3263

Source: CIRAS

TCI PER PPO/CPO

Covered Period: December 01 - 31, 2020

TOTAL CRIME INCIDENTS



Source: CIRAS

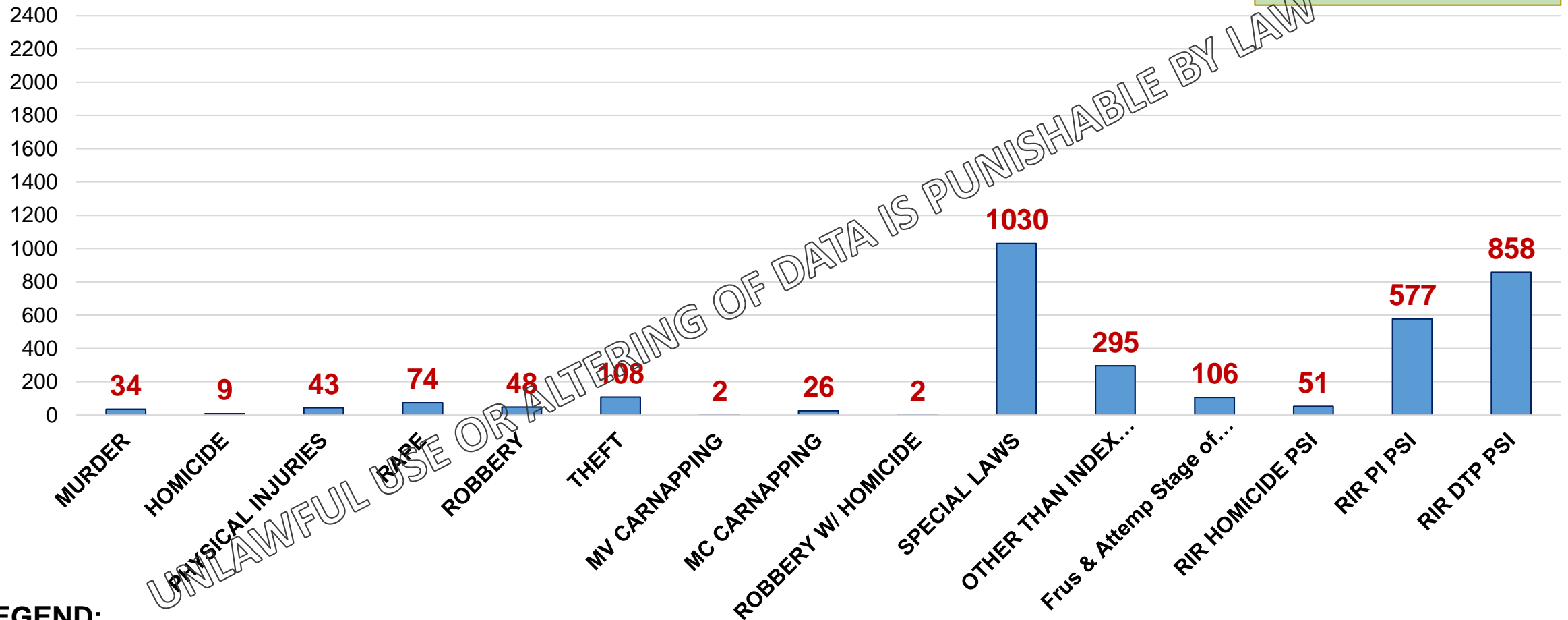
TOTAL CRIME INCIDENT PER CRIME

Covered Period: December 01 - 31, 2020

POI INDEX
(PNP MC 2018-050) = 346

POI NON INDEX
(PNP MC 2018-050) =
1431

PSI
(PNP MC 2018-050)
= 1486



LEGEND:

POI: Peace and Order Index **PSI:** Public Safety Index

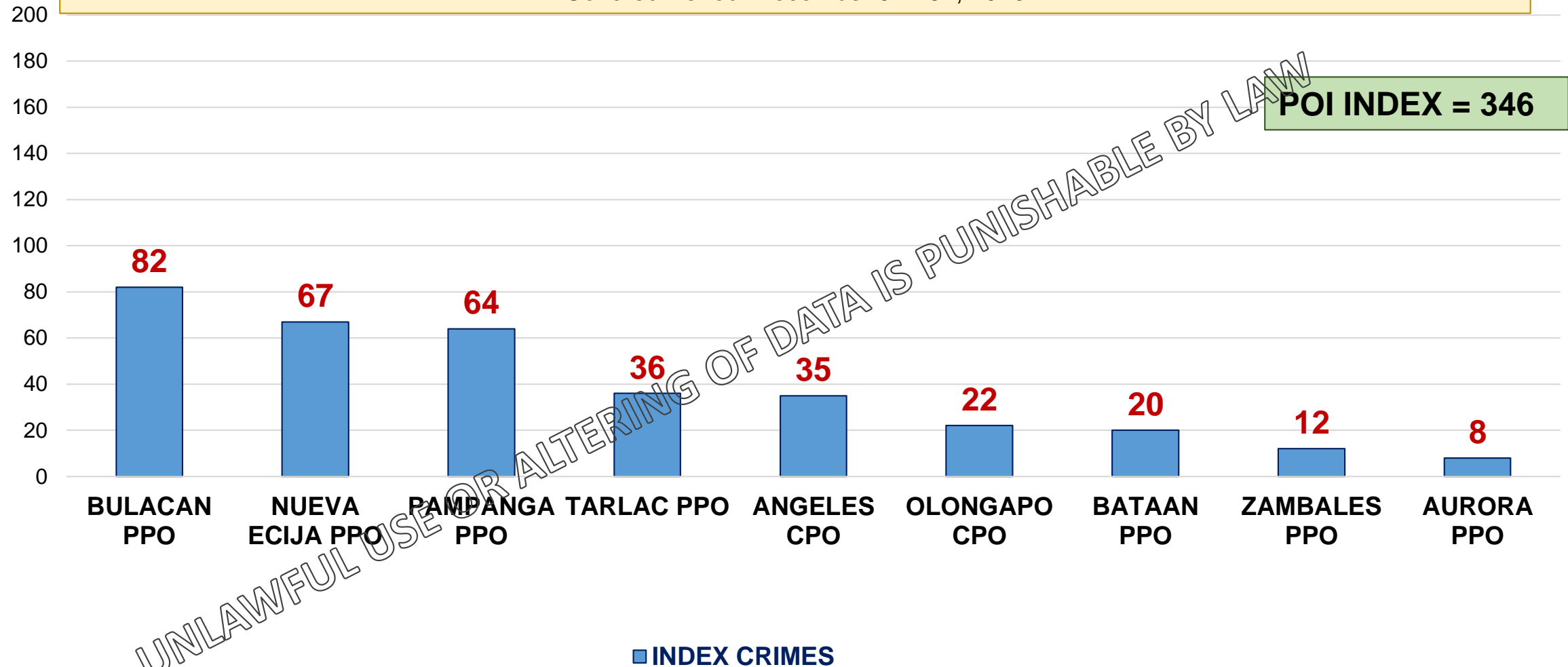
Source: CIRAS

POI INDEX CRIMES PER PPO/CPO

POI INDEX CRIMES = FOCUS CRIMES + SPECIAL COMPLEX CRIMES

(PNP MC 2018-050)

Covered Period: December 01 - 31, 2020



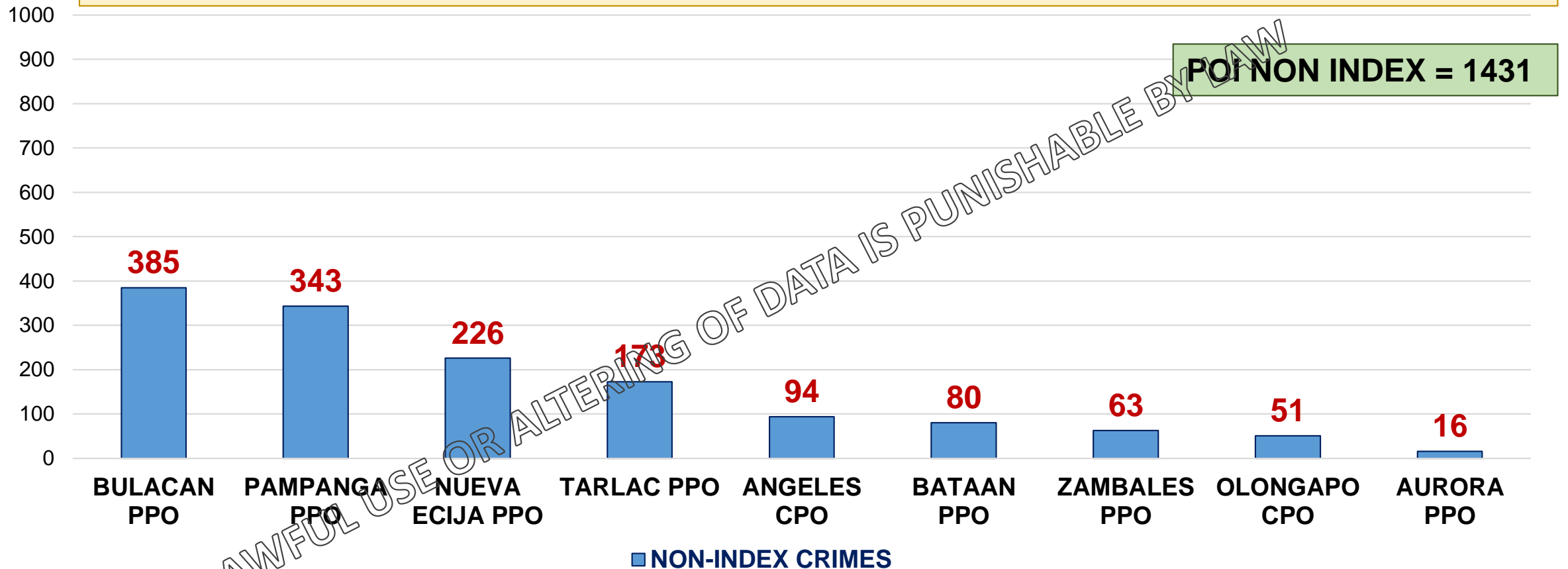
Source: CIRAS

POI NON-INDEX CRIMES PER PPO/CPO

POI NON-INDEX CRIMES = SPECIAL LAWS + OTHER THAN INDEX CRIMES + ATTEMPTED AND FRUSTRATED STAGES OF FOCUS CRIMES

(PNP MC 2018-050)

Covered Period: December 01 - 31, 2020



NOTE: For the period of July to October 27 2019, RIR Traffic Accidents and other quasi-offenses are already excluded in Non-Index Crimes. It is now categorized as Public Safety Index in the PNP MC 2018-050.

Source: CIRAS

CASE STATUS OF CRIMES

Covered Period: December 01 - 31, 2020

PPO/CPO	TCV/TCI	CLEARED	CCE	SOLVED	CSE	UNSOLVED	% UNSOLVED
AURORA PPO	31	28	90.32%	16	51.61%	3	9.68%
BATAAN PPO	169	162	95.86%	151	89.35%	7	4.14%
BULACAN PPO	820	780	95.12%	702	85.61%	40	4.88%
NUEVA ECIJA PPO	605	580	95.87%	513	84.79%	25	4.13%
PAMPANGA PPO	829	774	93.37%	682	82.27%	55	6.63%
TARLAC PPO	383	353	92.17%	315	82.25%	30	7.83%
ZAMBALES PPO	208	205	98.56%	183	87.98%	3	1.44%
ANGELES CPO	143	131	91.61%	115	80.42%	12	8.39%
OLONGAPO CPO	75	72	96.00%	67	89.33%	3	4.00%
Grand Total	3263	3085	94.54%	2744	84.09%	178	5.46%

Legend:

- Highest CCE and CSE
- 2nd Highest CCE and CSE
- 3rd Highest CCE and CSE

Source: CIRAS

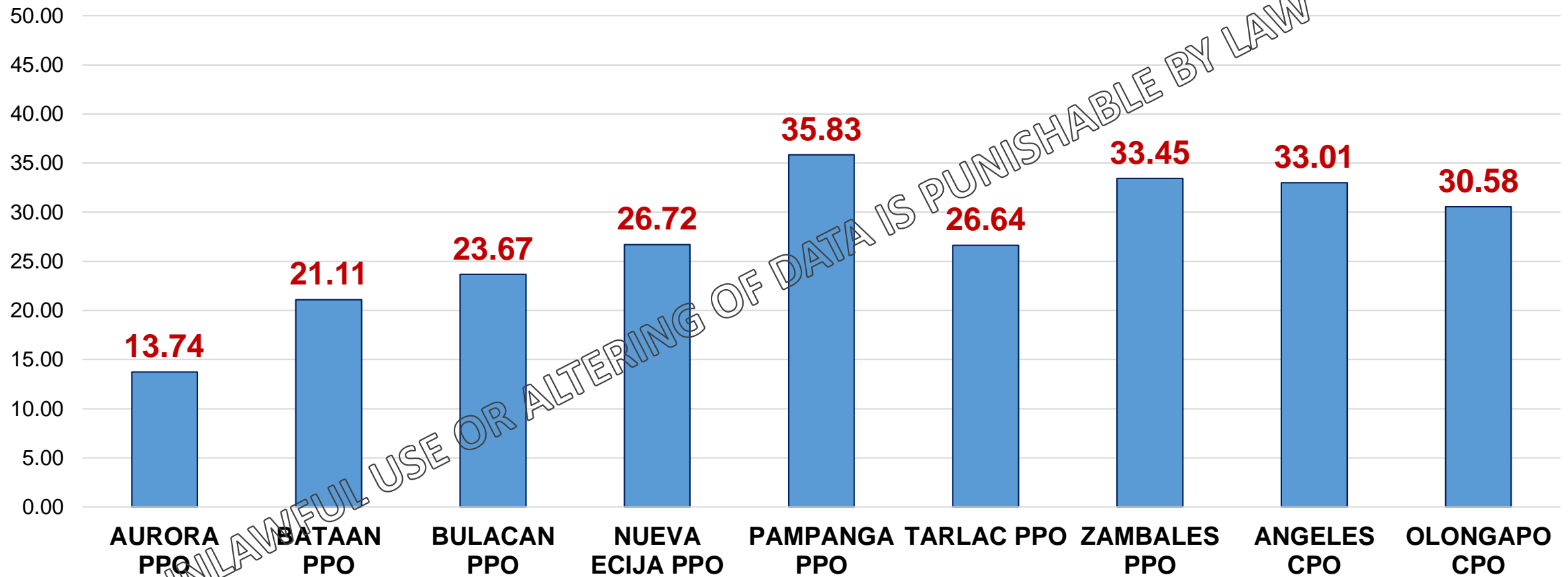
CRIME RATE

Covered Period: December 01 - 31, 2020

PPO/CPO	PEACE AND ORDER INDEX		PSI CRIME RATE	TCI CRIME RATE
	POI INDEX CRIME RATE	POI NON-INDEX CRIME RATE		
AURORA	3.55	7.09	3.10	13.74
BATAAN	2.50	9.99	8.62	21.11
BULACAN	2.37	11.11	10.19	23.67
NUEVA ECIJA	2.96	9.98	13.78	26.72
PAMPANGA	2.77	14.83	18.24	35.83
TARLAC	2.50	12.03	12.10	26.64
ZAMBALES	1.93	10.13	21.39	33.45
ANGELES	8.08	21.70	3.23	33.01
OLONGAPO	8.97	20.79	0.82	30.58
Grand Total	2.93	12.12	12.59	27.64

Source: CIRAS

TCI CRIME RATE PER PPO/CPO



Prepared by:

Verified by:

Noted by:

NUP John Bryan Nunag
Statistician

PCPT JOSEPH K FONGAYAO
Chief, CMS

PLTCOL RAFMIL P CORPUZ
D, RIDMD

Source: CIRAS