

# PRO3 CRIME STATISTICS

**Covered Period: January 01 -31, 2020**

**Source: downloaded from CIRAS as of 1:00 PM of February 16, 2021**

# CRIME STATISTICS

## PNP MC 2018-050

Covered Period: January 01 - 31, 2021

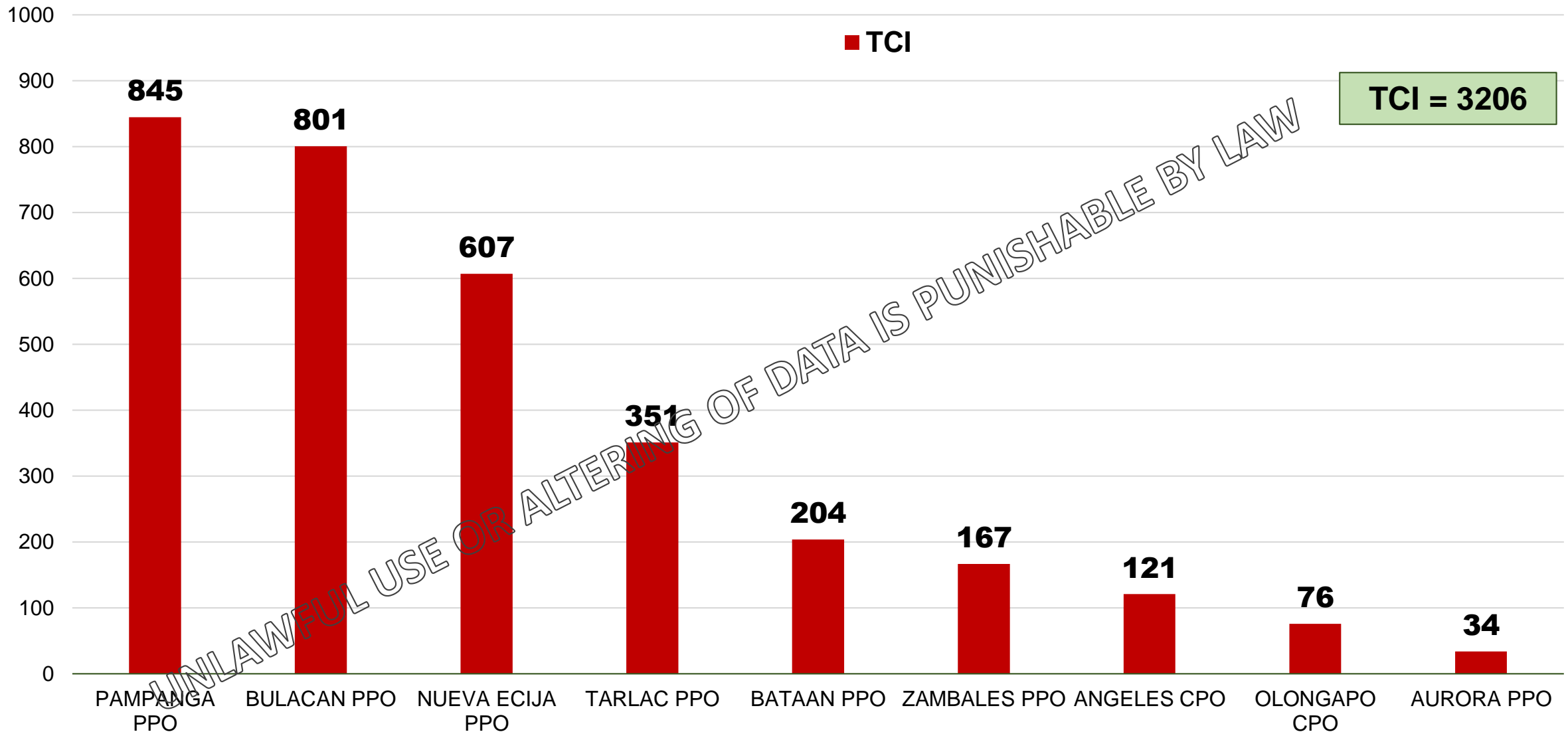
PPO/CPO	PEACE AND ORDER INDEX		PUBLIC SAFETY INDEX	TOTAL CRIME INCIDENTS
	POI INDEX	POI NON-INDEX		
AURORA	7	20	7	34
BATAAN	17	108	79	204
BULACAN	88	400	313	801
NUEVA ECIJA	39	226	342	607
PAMPANGA	39	424	382	845
TARLAC	26	176	159	351
ZAMBALES	6	56	105	167
ANGELES	25	89	7	121
OLONGAPO	12	55	9	76
<b>Grand Total</b>	<b>249</b>	<b>1554</b>	<b>1403</b>	<b>3206</b>

Source: CIRAS

# TCI PER PPO/CPO

Covered Period: January 01 - 31, 2021

## TOTAL CRIME INCIDENTS



Source: CIRAS

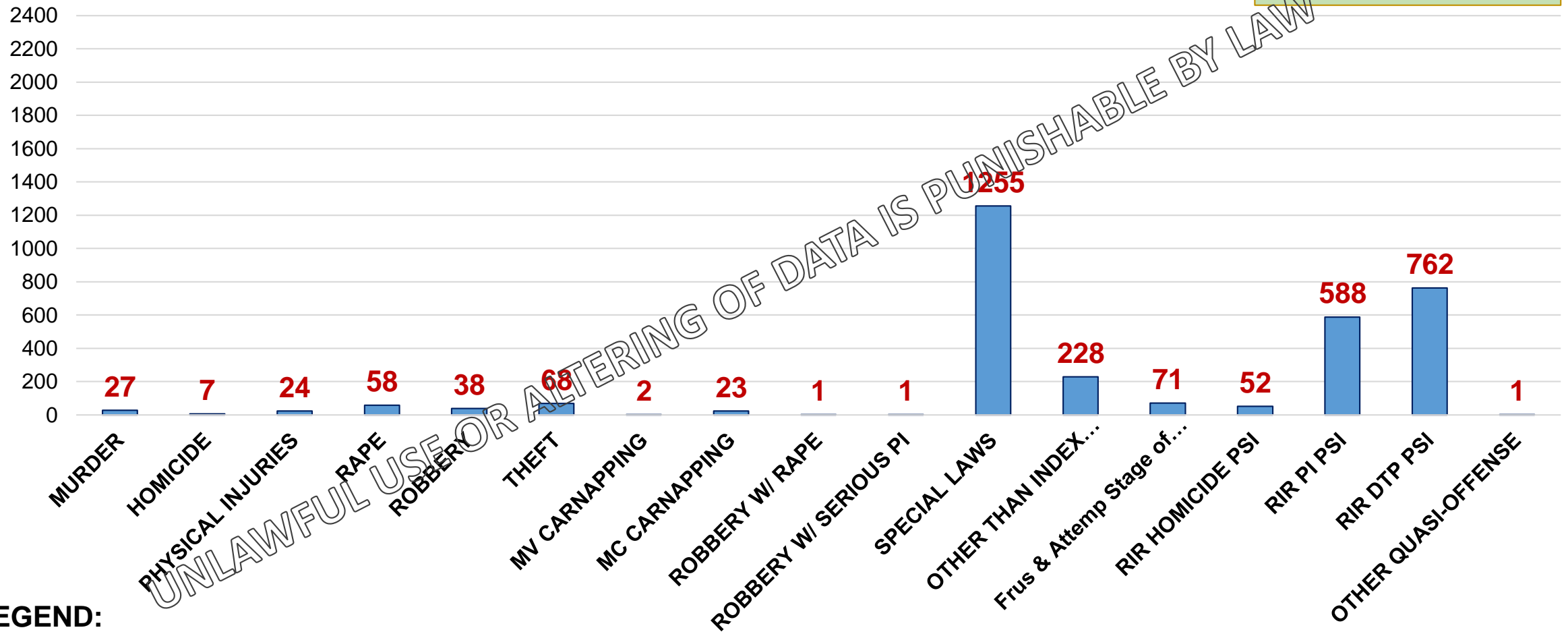
# TOTAL CRIME INCIDENT PER CRIME

Covered Period: January 01 - 31, 2021

**POI INDEX**  
(PNP MC 2018-050) = 249

**POI NON INDEX**  
(PNP MC 2018-050) = 1554

**PSI**  
(PNP MC 2018-050) = 1403



**LEGEND:**

**POI:** Peace and Order Index **PSI:** Public Safety Index

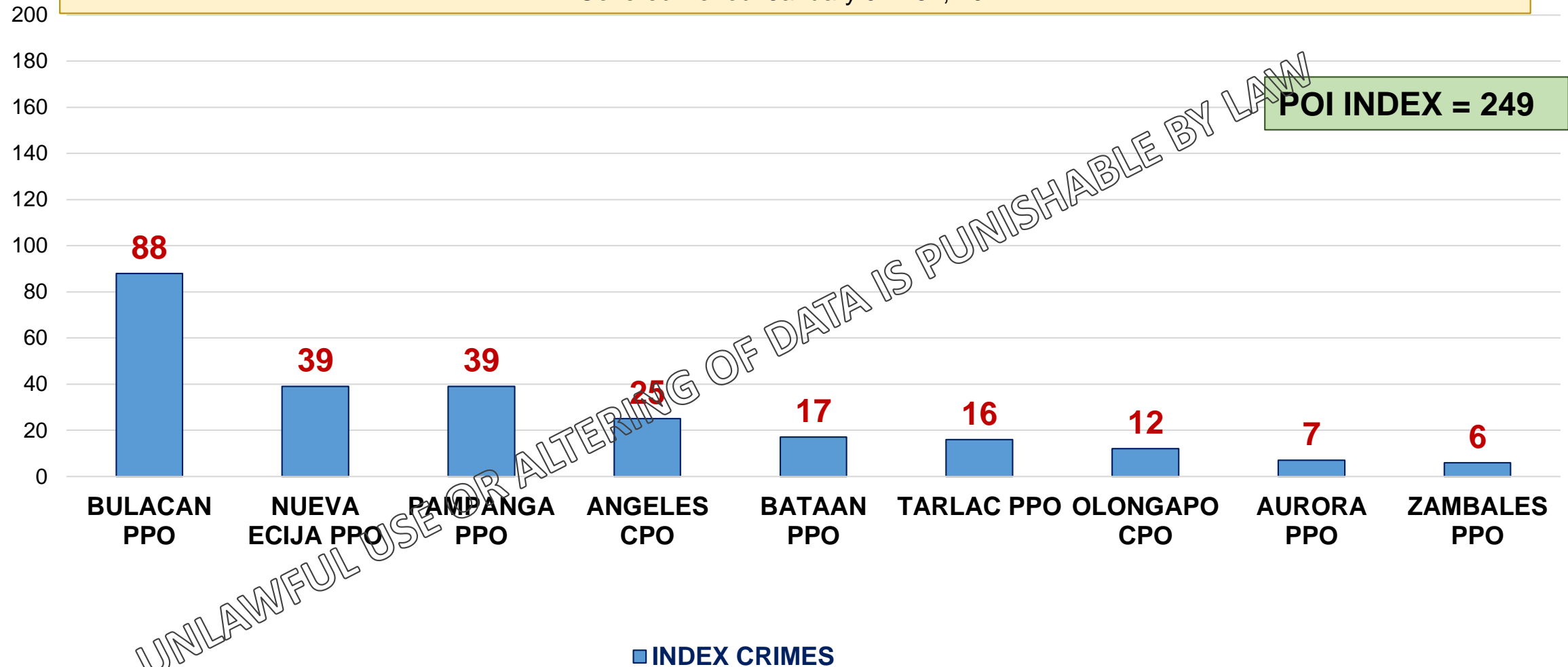
Source: CIRAS

# POI INDEX CRIMES PER PPO/CPO

POI INDEX CRIMES = FOCUS CRIMES + SPECIAL COMPLEX CRIMES

(PNP MC 2018-050)

Covered Period: January 01 - 31, 2021



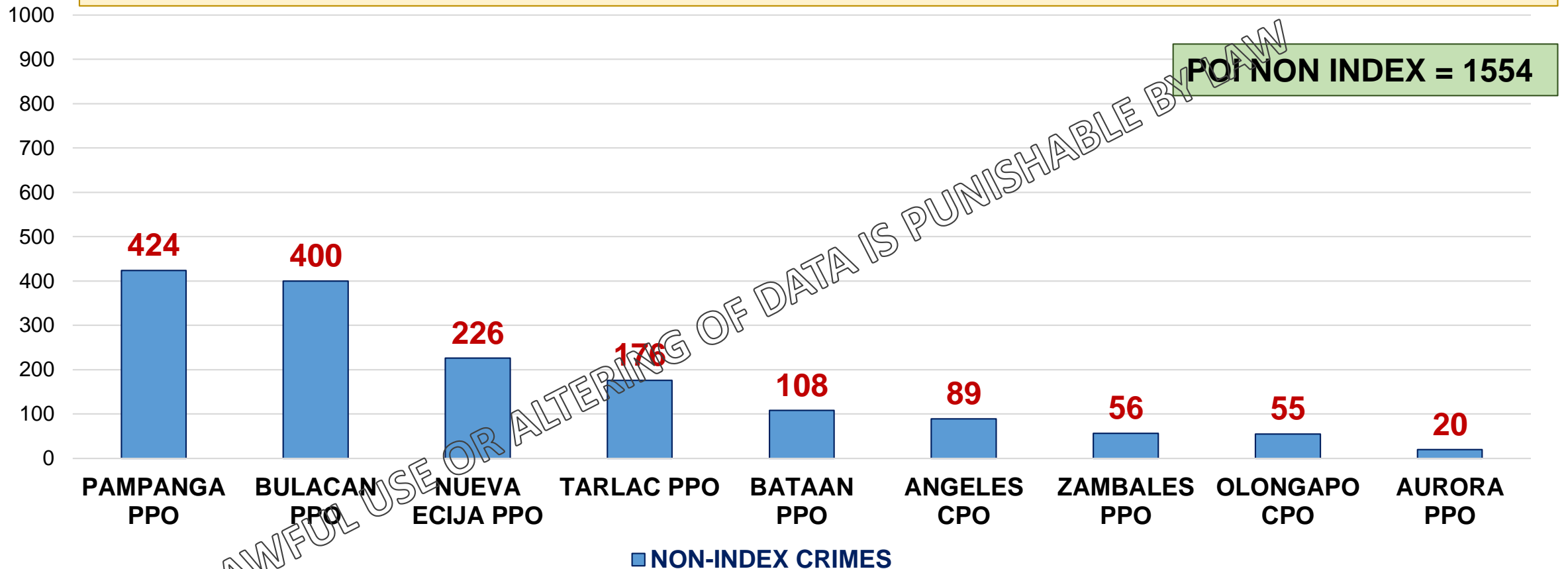
Source: CIRAS

# POI NON-INDEX CRIMES PER PPO/CPO

POI NON-INDEX CRIMES = SPECIAL LAWS + OTHER THAN INDEX CRIMES + ATTEMPTED AND FRUSTRATED STAGES OF FOCUS CRIMES

(PNP MC 2018-050)

Covered Period: January 01 - 31, 2021



**NOTE:** For the period of July to October 27 2019, RIR Traffic Accidents and other quasi-offenses are already excluded in Non-Index Crimes. It is now categorized as Public Safety Index in the PNP MC 2018-050.

Source: CIRAS

# CASE STATUS OF CRIMES

Covered Period: January 01 - 31, 2021

PPO/CPO	TCV/TCI	CLEARED	CCE	SOLVED	CSE	UNSOLVED	% UNSOLVED
AURORA PPO	34	31	91.18%	18	52.94%	3	8.82%
BATAAN PPO	204	202	99.02%	185	90.69%	2	0.98%
BULACAN PPO	801	771	96.25%	693	86.52%	30	3.75%
NUEVA ECIJA PPO	607	578	95.22%	520	85.67%	29	4.78%
PAMPANGA PPO	845	800	94.67%	715	84.62%	45	5.33%
TARLAC PPO	351	328	93.45%	287	81.77%	23	6.55%
ZAMBALES PPO	167	167	100.00%	150	89.82%	0	0.00%
ANGELES CPO	121	115	95.04%	113	93.39%	6	4.96%
OLONGAPO CPO	76	76	100.00%	66	86.84%	0	0.00%
<b>Grand Total</b>	<b>3206</b>	<b>3068</b>	<b>95.70%</b>	<b>2747</b>	<b>85.68%</b>	<b>138</b>	<b>4.30%</b>

**Legend:**

- Highest CCE and CSE
- 2<sup>nd</sup> Highest CCE and CSE
- 3<sup>rd</sup> Highest CCE and CSE

Source: CIRAS

# CRIME RATE

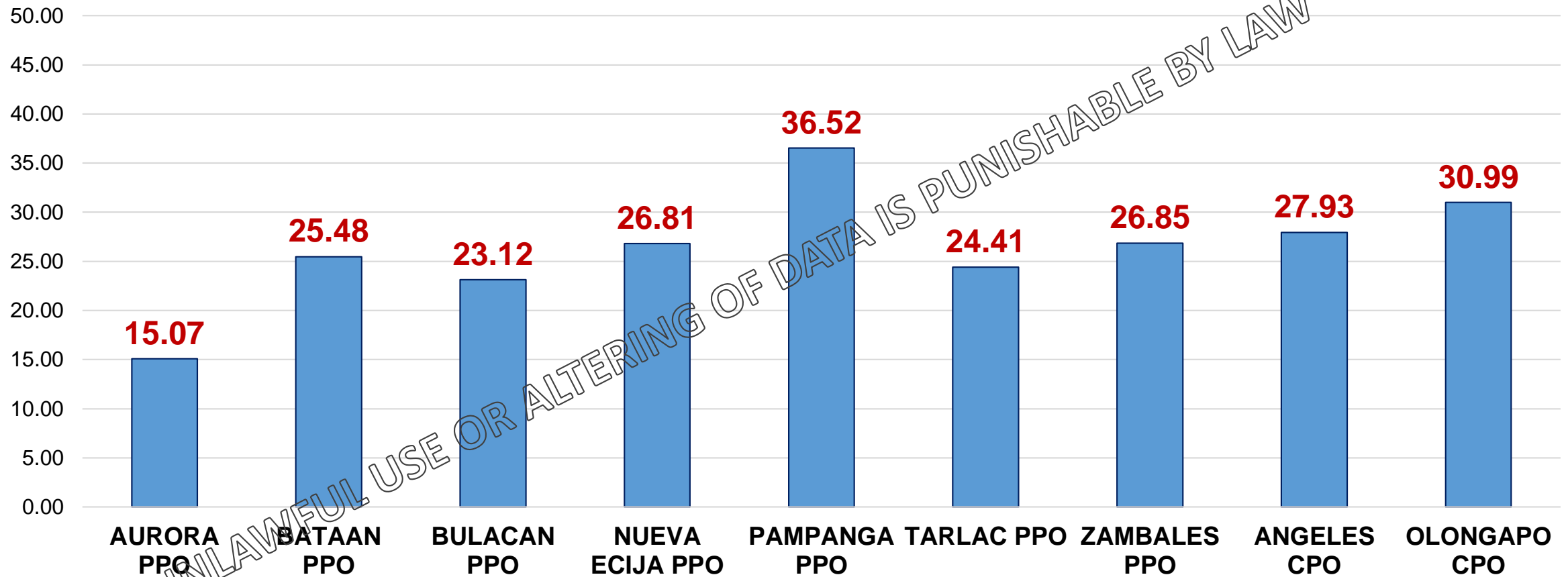
Covered Period: January 01 - 31, 2021

PPO/CPO	PEACE AND ORDER INDEX		PSI CRIME RATE	TCI CRIME RATE
	POI INDEX CRIME RATE	POI NON-INDEX CRIME RATE		
AURORA	3.10	8.87	3.10	15.07
BATAAN	2.12	13.49	9.87	25.48
BULACAN	2.54	11.54	9.03	23.12
NUEVA ECIJA	1.72	9.98	15.10	26.81
PAMPANGA	1.69	18.33	16.51	36.52
TARLAC	1.11	12.24	11.06	24.41
ZAMBALES	0.96	9.01	16.88	26.85
ANGELES	5.77	20.54	1.62	27.93
OLONGAPO	4.89	22.42	3.67	30.99
<b>Grand Total</b>	<b>2.11</b>	<b>13.16</b>	<b>11.88</b>	<b>27.15</b>

Source: CIRAS



# TCI CRIME RATE PER PPO/CPO



Prepared by:

Verified by:

Noted by:

NUP John Bryan Nunag  
Statistician

PCPT JOSEPH K FONGAYAO  
Chief, CMS

PLTCOL RAFMIL P CORPUZ  
D, RIDMD

Source: CIRAS