

PRO3 CRIME STATISTICS

Covered Period: July 01 - 31, 2020

Source: CIRAS downloaded as of 3:00 PM of August 06, 2020

CRIME STATISTICS

PNP MC 2018-050

Covered Period: July 01 - 31, 2020

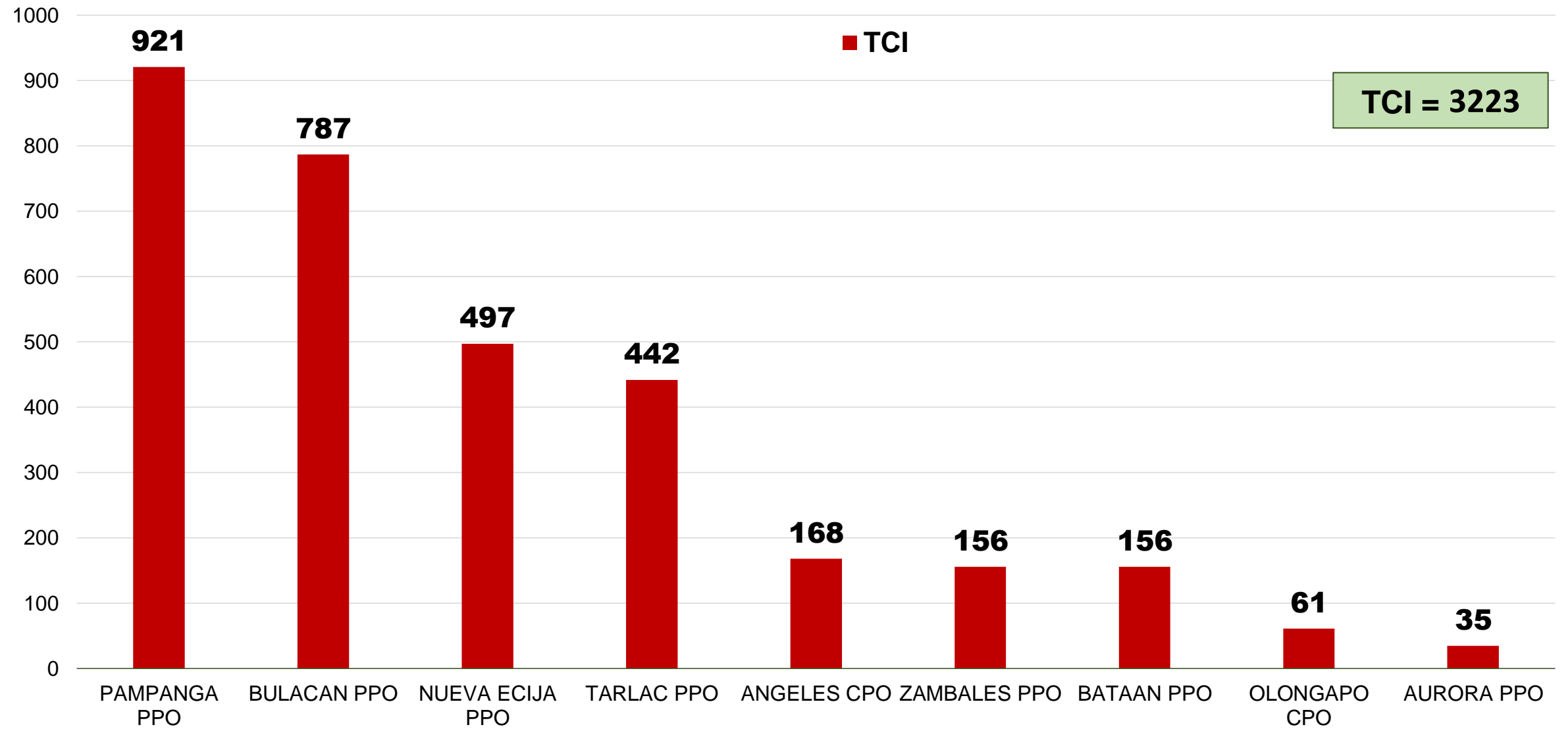
PPO/CPO	PEACE AND ORDER INDEX		PUBLIC SAFETY INDEX	TOTAL CRIME INCIDENTS
	POI INDEX	POI NON-INDEX		
AURORA	5	20	10	35
BATAAN	16	63	77	156
BULACAN	79	410	298	787
NUEVA ECIJA	44	245	208	497
PAMPANGA	66	555	300	921
TARLAC	31	303	108	442
ZAMBALES	8	67	81	156
ANGELES	23	115	30	168
OLONGAPO	6	55	0	61
Grand Total	278	1833	1112	3223

Source: CIRAS

TCI PER PPO/CPO

Covered Period: July 01 - 31, 2020

TOTAL CRIME INCIDENTS



Source: CIRAS

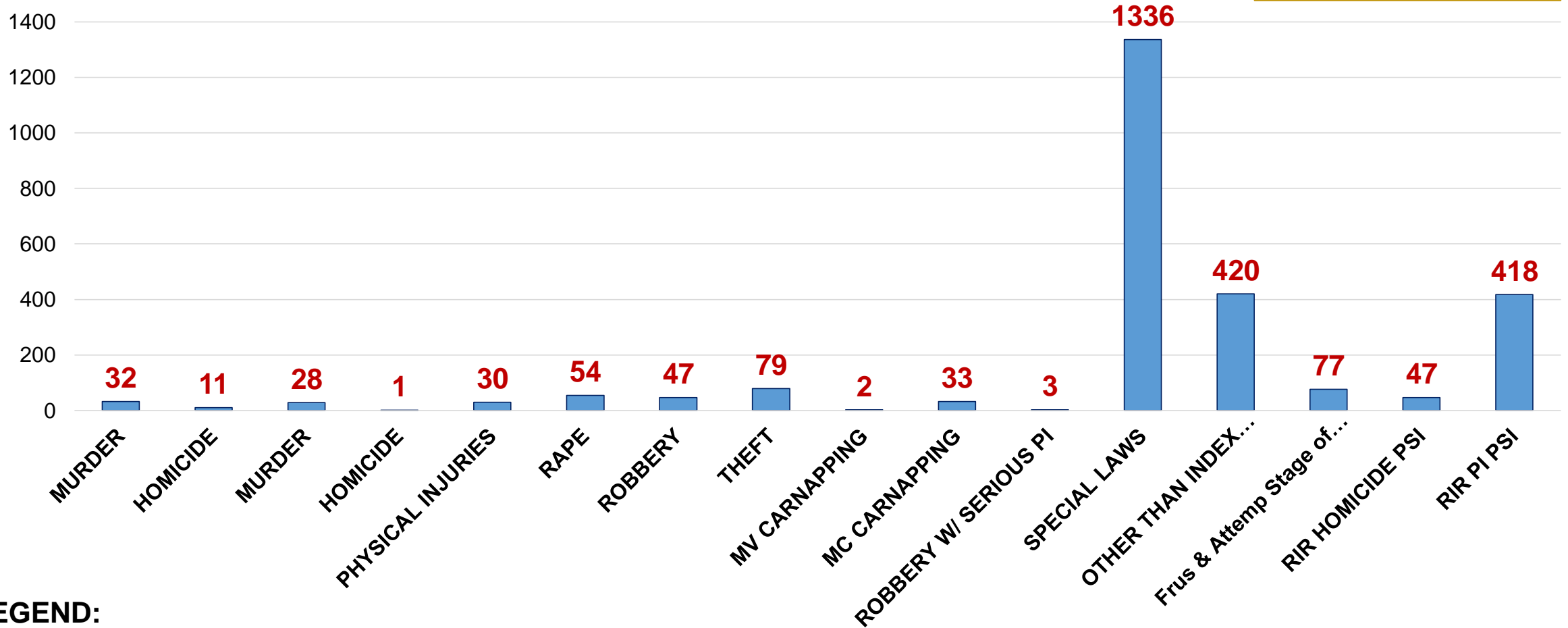
TOTAL CRIME INCIDENT PER CRIME

Covered Period: July 01 - 31, 2020

POI INDEX
(PNP MC 2018-050) = 278

POI NON INDEX
(PNP MC 2018-050) =
1833

PSI
(PNP MC 2018-050)
= 1112



LEGEND:

POI: Peace and Order Index **PSI:** Public Safety Index

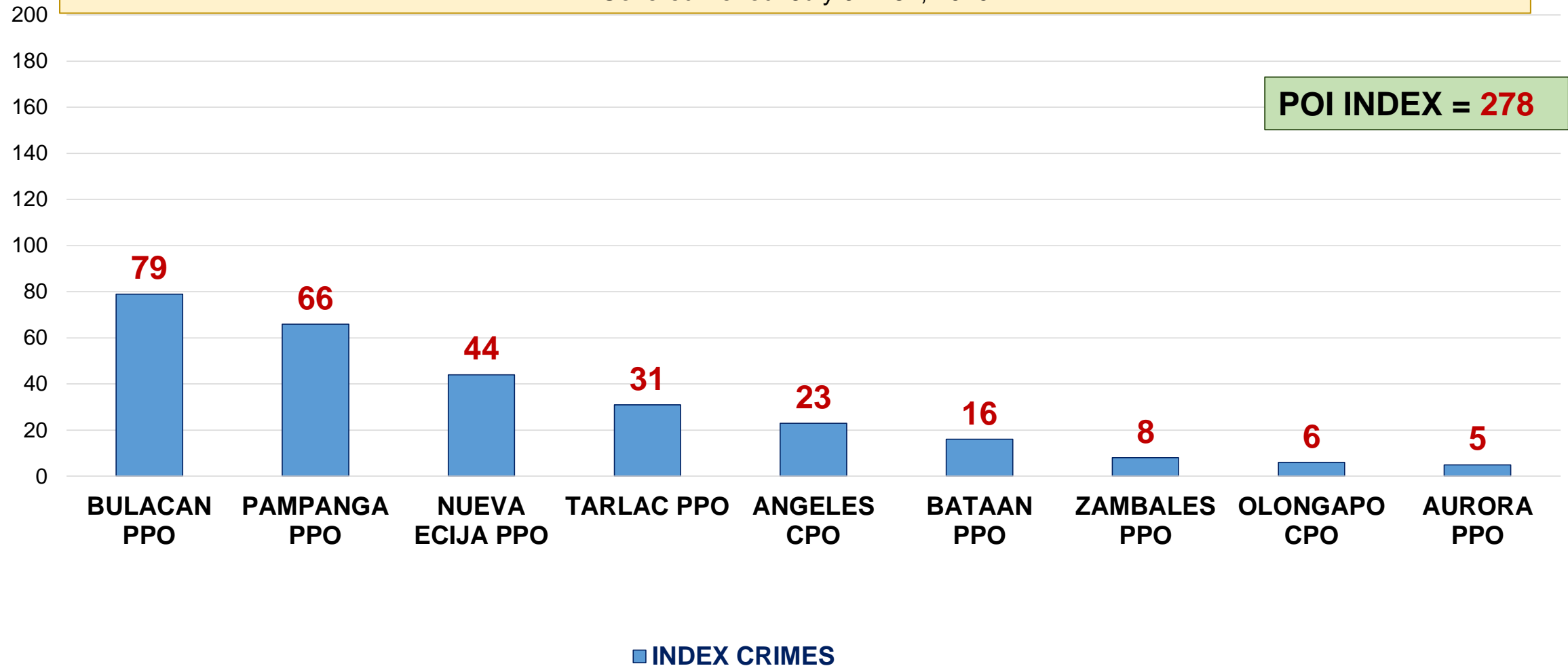
Source: CIRAS

POI INDEX CRIMES PER PPO/CPO

POI INDEX CRIMES = FOCUS CRIMES + SPECIAL COMPLEX CRIMES

(PNP MC 2018-050)

Covered Period: July 01 - 31, 2020

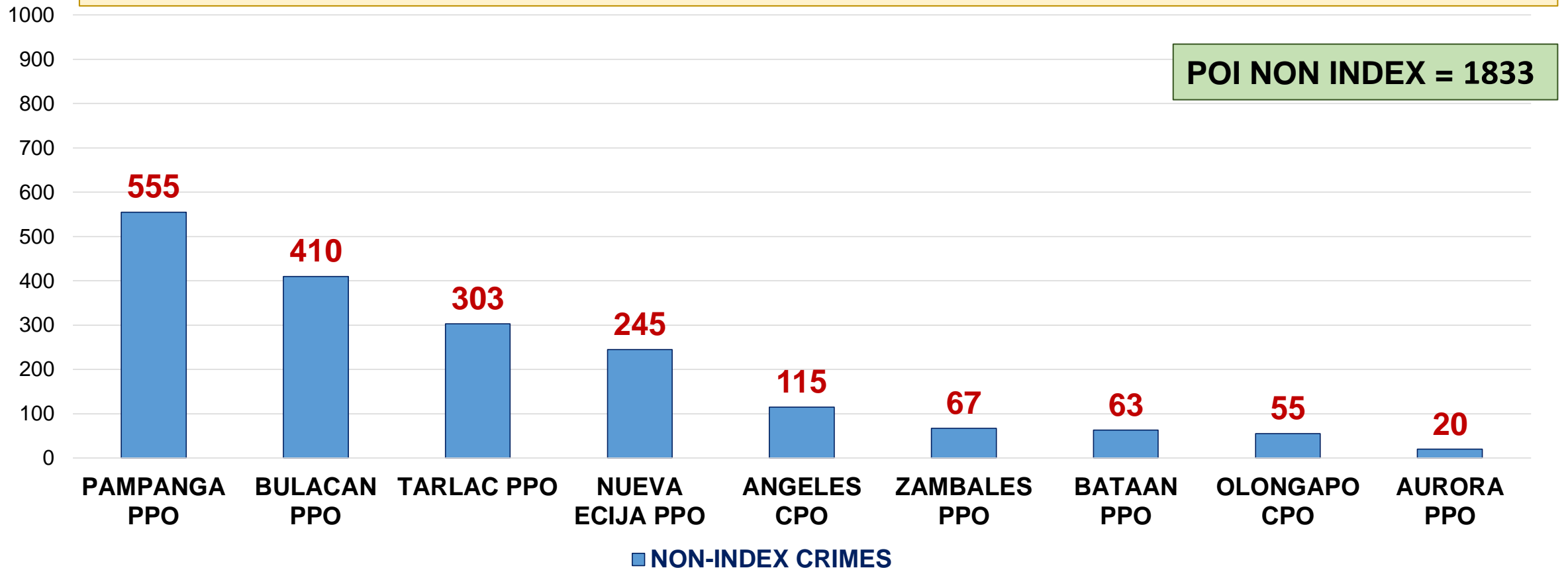


POI NON-INDEX CRIMES PER PPO/CPO

POI NON-INDEX CRIMES = SPECIAL LAWS + OTHER THAN INDEX CRIMES + ATTEMPTED AND FRUSTRATED STAGES OF FOCUS CRIMES

(PNP MC 2018-050)

Covered Period: July 01 - 31, 2020



NOTE: For the period of July to October 27 2019, RIR Traffic Accidents and other quasi-offenses are already excluded in Non-Index Crimes. It is now categorized as Public Safety Index in the PNP MC 2018-050.

Source: CIRAS

RESOLUTION OF CRIMES

Covered Period: July 01 - 31, 2020

PPO/CPO	TCV/TCI	CLEARED	CCE	SOLVED	CSE	UNSOLVED	% UNSOLVED
AURORA PPO	35	33	94.29%	26	74.29%	2	5.71%
BATAAN PPO	156	150	96.15%	136	87.18%	6	3.85%
BULACAN PPO	787	747	94.92%	695	88.31%	40	5.08%
NUEVA ECIJA PPO	497	481	96.78%	425	85.51%	16	3.22%
PAMPANGA PPO	921	868	94.25%	724	78.61%	53	5.75%
TARLAC PPO	442	382	86.43%	318	71.95%	60	13.57%
ZAMBALES PPO	156	153	98.08%	135	86.54%	3	1.92%
ANGELES CPO	168	154	91.67%	139	82.74%	14	8.33%
OLONGAPO CPO	61	59	96.72%	57	93.44%	2	3.28%
Grand Total	3223	3027	93.92%	2655	82.38%	196	6.08%

Legend:

- Highest CCE and CSE
- 2nd Highest CCE and CSE
- 3rd Highest CCE and CSE

Source: CIRAS

CRIME RATE

Covered Period: July 01 - 31, 2020

PPO/CPO	PEACE AND ORDER INDEX		PSI CRIME RATE	TCI CRIME RATE
	POI INDEX CRIME RATE	POI NON-INDEX CRIME RATE		
AURORA	2.22	8.87	4.43	15.52
BATAAN	2.00	7.87	9.62	19.49
BULACAN	2.28	11.83	8.60	22.71
NUEVA ECIJA	1.94	10.82	9.19	21.95
PAMPANGA	2.85	23.99	12.97	39.81
TARLAC	2.16	21.07	7.51	30.74
ZAMBALES	1.29	10.77	13.03	25.09
ANGELES	5.31	26.54	6.92	38.78
OLONGAPO	2.45	22.42	0.00	24.87
Grand Total	2.35	15.52	9.42	27.30

Source: CIRAS

TCI CRIME RATE PER PPO/CPO

