

PRO3 CRIME STATISTICS

Covered Period: May 1 – 31, 2021

Source: downloaded from CIRAS as of 10:30 AM of June 30, 2021

CRIME STATISTICS

PNP MC 2018-050

Covered Period: May 1 – 31, 2021

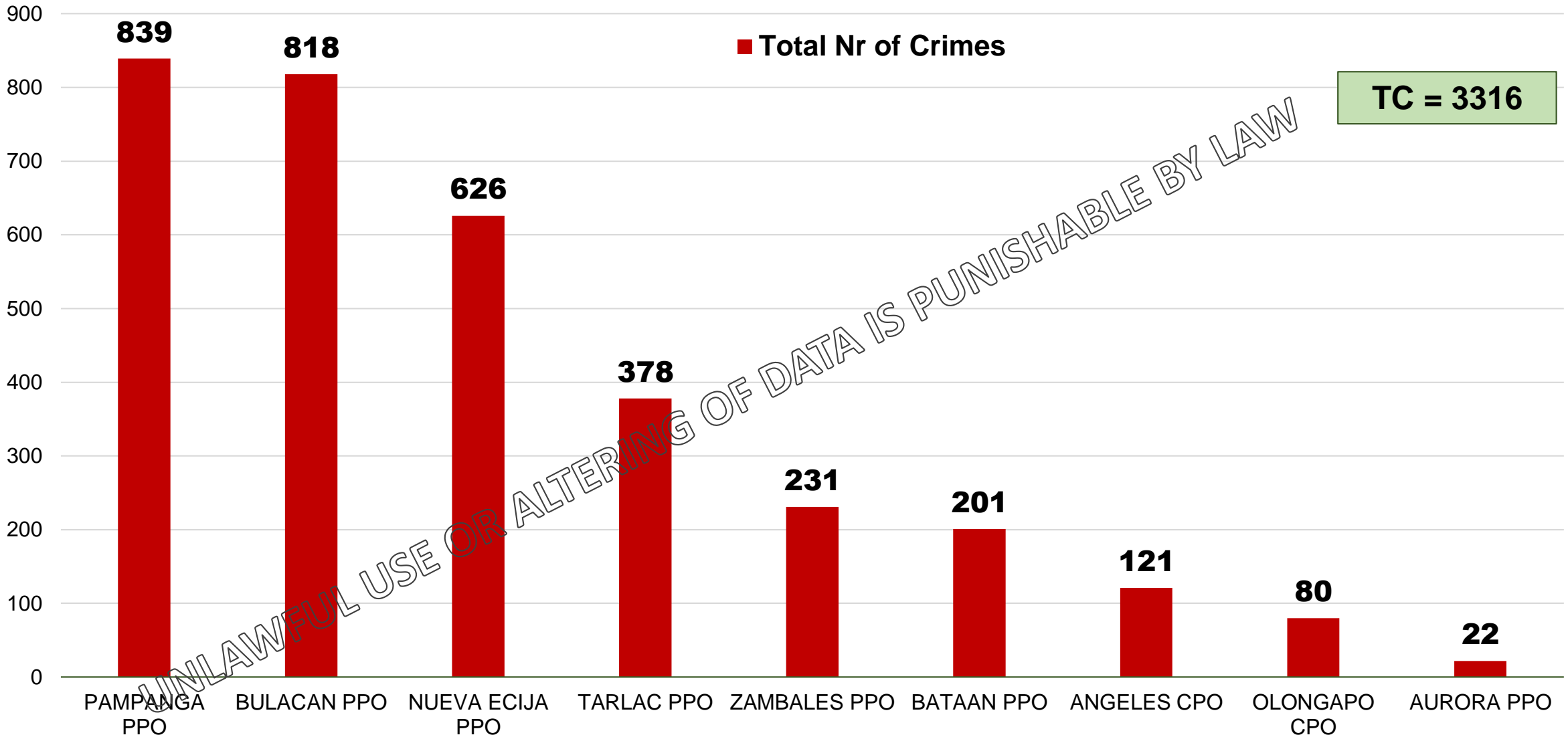
PPO/CPO	PEACE AND ORDER INDEX		PUBLIC SAFETY INDEX	TOTAL CRIME INCIDENTS
	POI INDEX	POI NON-INDEX		
AURORA	2	14	6	22
BATAAN	24	108	69	201
BULACAN	93	390	335	818
NUEVA ECIJA	68	248	310	626
PAMPANGA	45	456	338	839
TARLAC	26	207	145	378
ZAMBALES	15	81	135	231
ANGELES	22	86	13	121
OLONGAPO	13	52	15	80
Grand Total	308	1642	1366	3316

Source: CIRAS

TCI PER PPO/CPO

Covered Period: May 1 – 31, 2021

TOTAL CRIME INCIDENTS



Source: CIRAS

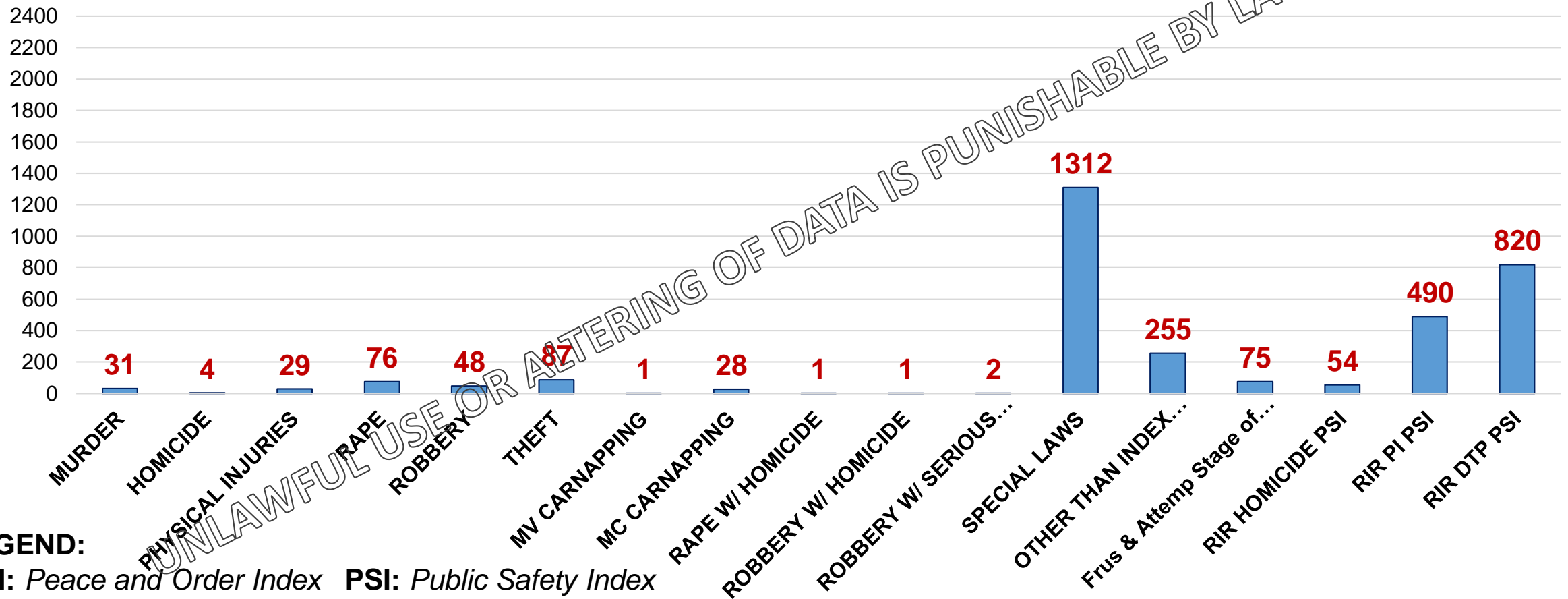
TOTAL CRIME INCIDENT PER CRIME

Covered Period: May 1 – 31, 2021

POI INDEX
(PNP MC 2018-050) = 308

POI NON INDEX
(PNP MC 2018-050) = 1642

PSI
(PNP MC 2018-050) = 1366



LEGEND:

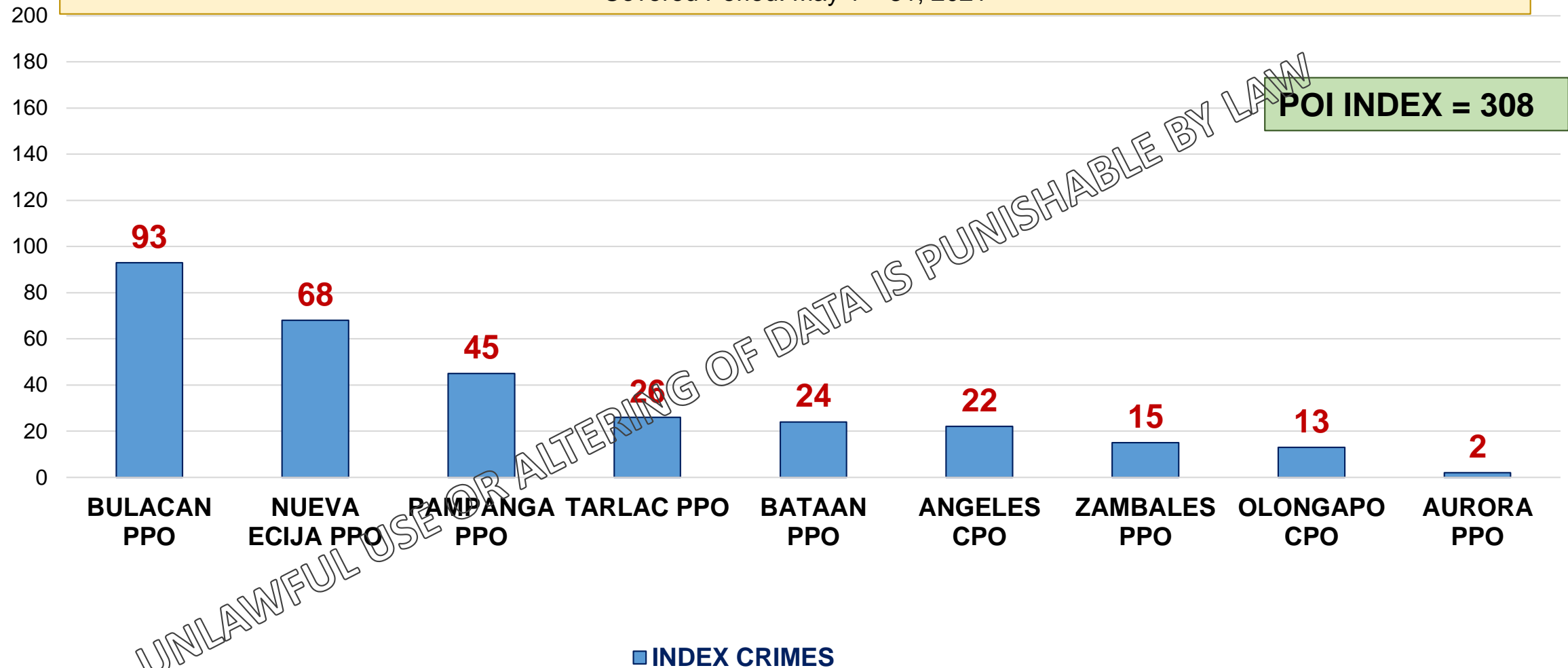
POI: Peace and Order Index **PSI:** Public Safety Index

POI INDEX CRIMES PER PPO/CPO

POI INDEX CRIMES = FOCUS CRIMES + SPECIAL COMPLEX CRIMES

(PNP MC 2018-050)

Covered Period: May 1 – 31, 2021



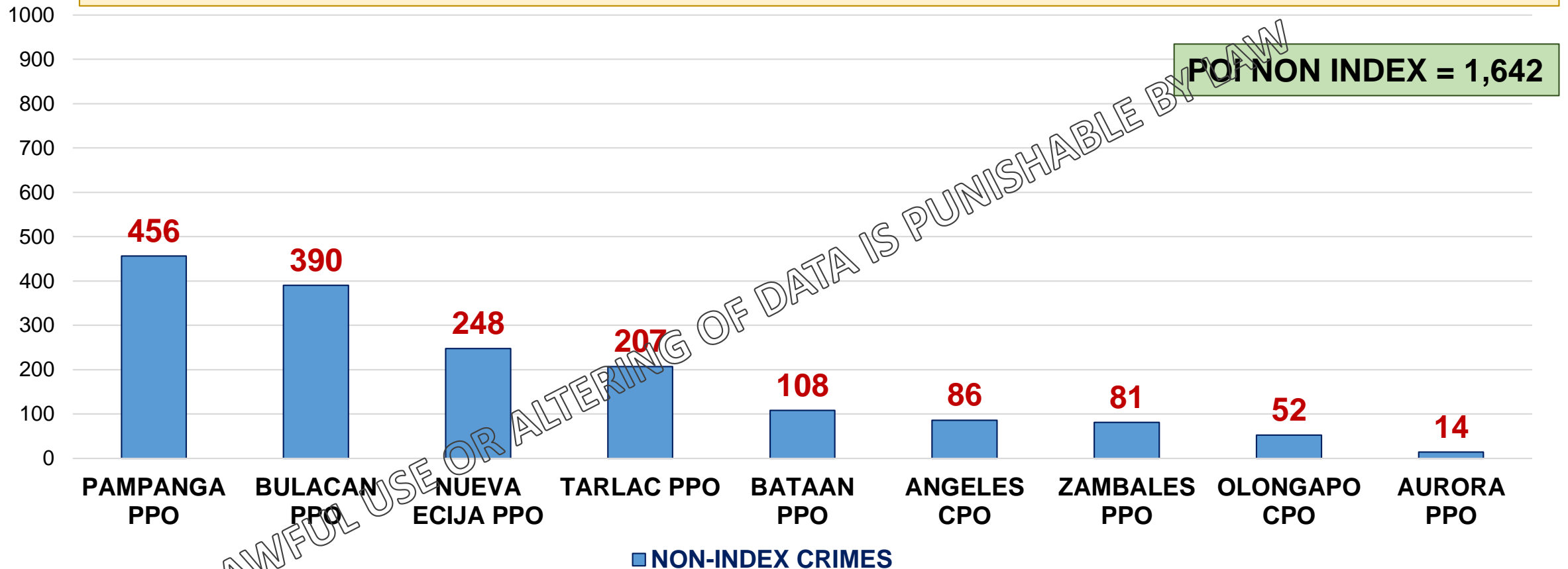
Source: CIRAS

POI NON-INDEX CRIMES PER PPO/CPO

POI NON-INDEX CRIMES = SPECIAL LAWS + OTHER THAN INDEX CRIMES + ATTEMPTED AND FRUSTRATED STAGES OF FOCUS CRIMES

(PNP MC 2018-050)

Covered Period: May 1 – 31, 2021



NOTE: For the period of July to October 27 2019, RIR Traffic Accidents and other quasi-offenses are already excluded in Non-Index Crimes. It is now categorized as Public Safety Index in the PNP MC 2018-050.

Source: CIRAS

CASE STATUS OF CRIMES

Covered Period: May 1 – 31, 2021

PPO/CPO	Total Nr of Crimes	CLEARED	CCE	SOLVED	CSE	UNSOLVED	% UNSOLVED
AURORA PPO	22	22	100.00%	20	90.91%	0	0.00%
BATAAN PPO	201	198	98.51%	188	93.53%	3	1.49%
BULACAN PPO	818	792	96.82%	717	87.65%	26	3.18%
NUEVA ECIJA PPO	626	607	96.96%	526	84.03%	19	3.04%
PAMPANGA PPO	839	798	95.11%	695	82.84%	41	4.89%
TARLAC PPO	378	359	94.97%	309	81.75%	19	5.03%
ZAMBALES PPO	231	229	99.13%	202	87.45%	2	0.87%
ANGELES CPO	121	107	88.43%	102	84.30%	14	11.57%
OLONGAPO CPO	80	80	100.00%	70	87.50%	0	0.00%
Grand Total	3316	3192	96.26%	2829	85.31%	124	3.74%

Source: CIRAS

CRIME RATE

Covered Period: May 1 – 31, 2021

PPO/CPO	PEACE AND ORDER INDEX		PSI CRIME RATE	AMCR
	POI INDEX CRIME RATE	POI NON-INDEX CRIME RATE		
AURORA	0.86	6.00	2.57	9.43
BATAAN	2.90	13.04	8.33	24.26
BULACAN	2.59	10.88	9.34	22.82
NUEVA ECIJA	2.90	10.58	13.23	26.72
PAMPANGA	1.88	19.05	14.12	35.05
TARLAC	1.75	13.91	9.75	25.41
ZAMBALES	2.33	12.59	20.98	35.90
ANGELES	4.91	19.18	2.90	26.99
OLONGAPO	5.12	20.49	5.91	31.52
Grand Total	2.52	13.44	11.18	27.14

Source: CIRAS

AMCR PER PPO/CPO

