

PRO3 CRIME STATISTICS

Covered Period: November 01 -30 , 2020

Source: downloaded from CIRAS as of 5:30 AM of December 28, 2020

CRIME STATISTICS

PNP MC 2018-050

Covered Period: November 01 -30 , 2020

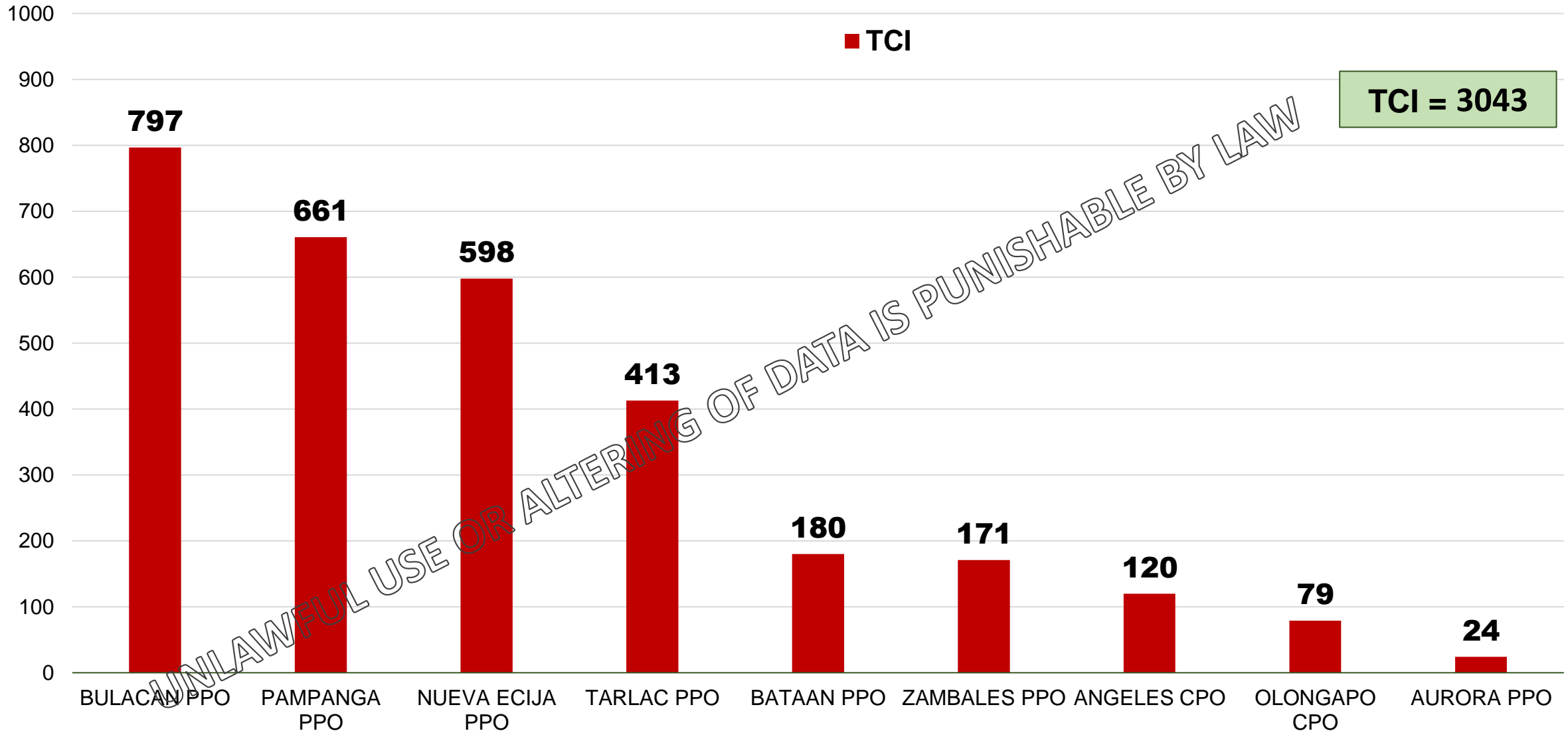
PPO/CPO	PEACE AND ORDER INDEX		PUBLIC SAFETY INDEX	TOTAL CRIME INCIDENTS
	POI INDEX	POI NON-INDEX		
AURORA	3	12	9	24
BATAAN	21	92	67	180
BULACAN	92	391	314	797
NUEVA ECIJA	64	220	314	598
PAMPANGA	56	259	346	661
TARLAC	22	269	122	413
ZAMBALES	13	48	110	171
ANGELES	18	86	16	120
OLONGAPO	3	72	4	79
Grand Total	292	1449	1302	3043

Source: CIRAS

TCI PER PPO/CPO

Covered Period: November 01 -30 , 2020

TOTAL CRIME INCIDENTS



Source: CIRAS

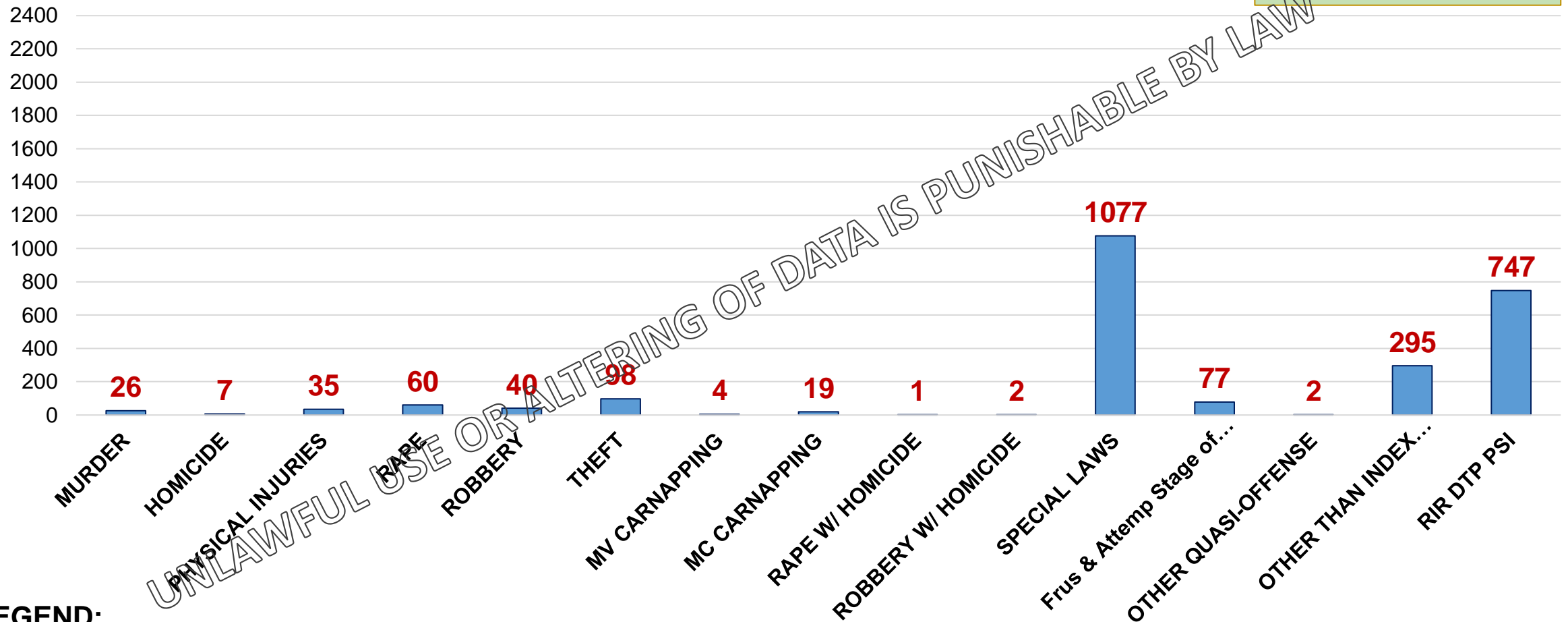
TOTAL CRIME INCIDENT PER CRIME

Covered Period: November 01 -30 , 2020

POI INDEX
(PNP MC 2018-050) = 292

POI NON INDEX
(PNP MC 2018-050) =
1449

PSI
(PNP MC 2018-050)
= **1302**



LEGEND:

POI: Peace and Order Index **PSI:** Public Safety Index

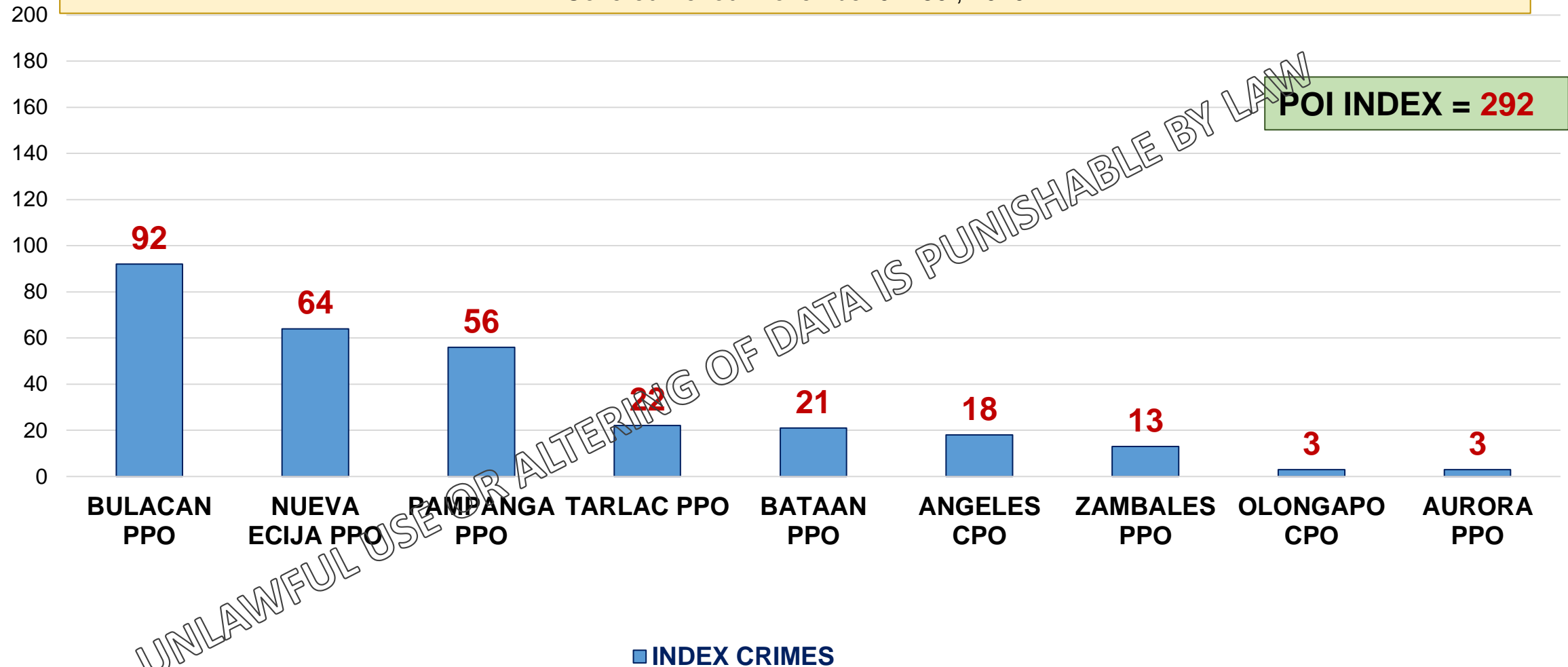
Source: CIRAS

POI INDEX CRIMES PER PPO/CPO

POI INDEX CRIMES = FOCUS CRIMES + SPECIAL COMPLEX CRIMES

(PNP MC 2018-050)

Covered Period: November 01 -30 , 2020

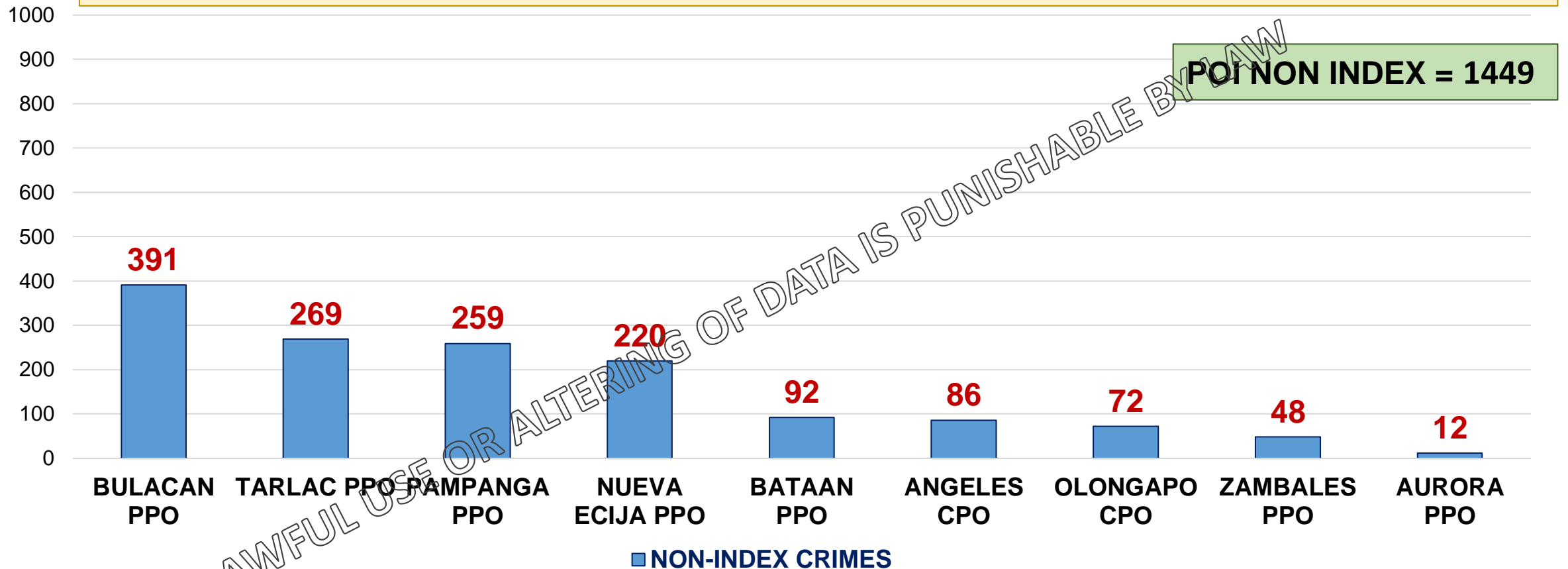


POI NON-INDEX CRIMES PER PPO/CPO

POI NON-INDEX CRIMES = SPECIAL LAWS + OTHER THAN INDEX CRIMES + ATTEMPTED AND FRUSTRATED STAGES OF FOCUS CRIMES

(PNP MC 2018-050)

Covered Period: November 01 -30 , 2020



NOTE: For the period of July to October 27 2019, RIR Traffic Accidents and other quasi-offenses are already excluded in Non-Index Crimes. It is now categorized as Public Safety Index in the PNP MC 2018-050.

Source: CIRAS

CASE STATUS OF CRIMES

Covered Period: November 01 -30 , 2020

PPO/CPO	TCV/TCI	CLEARED	CCE	SOLVED	CSE	UNSOLVED	% UNSOLVED
AURORA PPO	24	23	95.83%	16	66.67%	8	4.17%
BATAAN PPO	180	179	99.44%	158	87.78%	1	0.56%
BULACAN PPO	797	757	94.98%	678	85.07%	40	5.02%
NUEVA ECIJA PPO	598	580	96.99%	509	85.12%	18	3.01%
PAMPANGA PPO	661	612	92.59%	550	83.21%	49	7.41%
TARLAC PPO	413	390	94.43%	358	86.68%	23	5.57%
ZAMBALES PPO	171	171	100.00%	149	87.13%	0	0.00%
ANGELES CPO	120	106	88.33%	100	83.33%	14	11.67%
OLONGAPO CPO	79	78	98.73%	73	92.41%	1	1.27%
Grand Total	3043	2896	95.17%	2591	85.15%	147	4.83%

Legend:



Highest CCE and CSE

2nd Highest CCE and CSE

3rd Highest CCE and CSE

Source: CIRAS

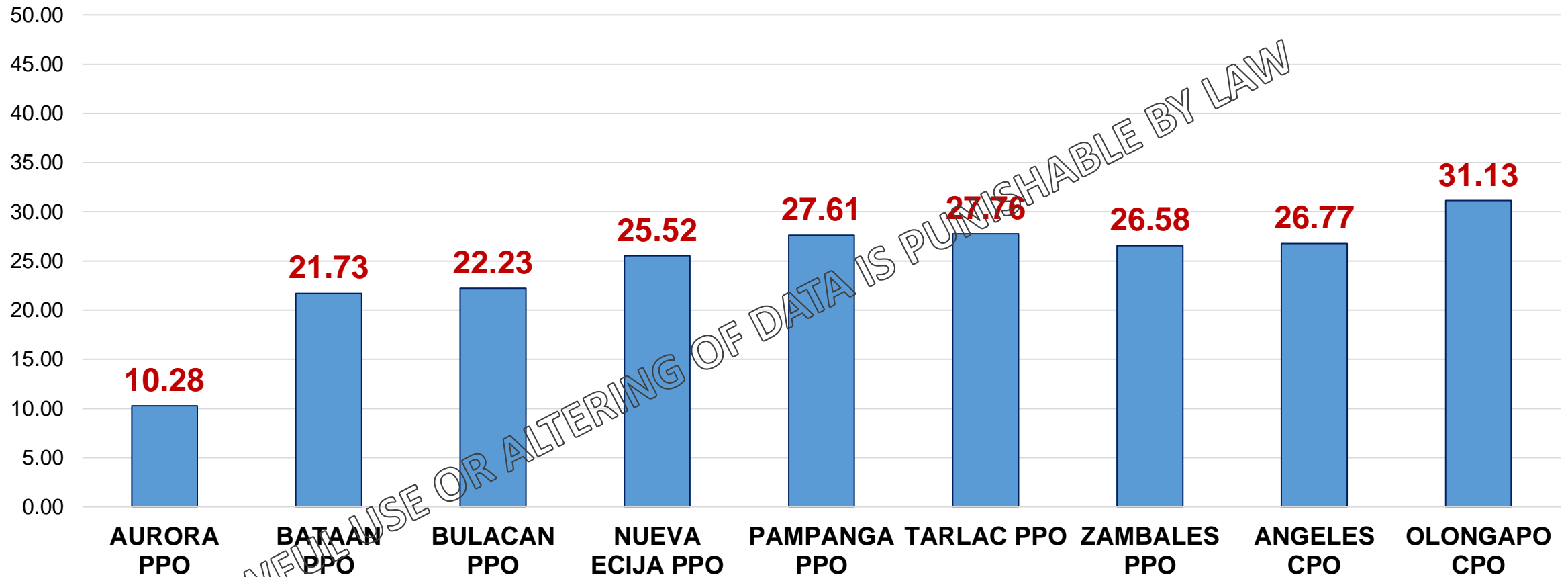
CRIME RATE

Covered Period: November 01 -30 , 2020

PPO/CPO	PEACE AND ORDER INDEX		PSI CRIME RATE	TCI CRIME RATE
	POI INDEX CRIME RATE	POI NON-INDEX CRIME RATE		
AURORA	1.29	5.14	3.86	10.28
BATAAN	2.54	11.11	8.09	21.73
BULACAN	2.57	10.91	8.76	22.23
NUEVA ECIJA	2.73	9.39	13.40	25.52
PAMPANGA	2.34	10.82	14.45	27.61
TARLAC	1.48	18.08	8.20	27.76
ZAMBALES	2.02	7.46	17.10	26.58
ANGELES	4.02	19.18	3.57	26.77
OLONGAPO	1.18	28.37	1.58	31.13
Grand Total	2.39	11.86	10.66	24.91

Source: CIRAS

TCI CRIME RATE PER PPO/CPO



Prepared by:

Verified by:

Noted by:

NUP John Bryan Nunag
Statistician

PCPT JOSEPH K FONGAYAO
Chief, CMS

PLTCOL RAFMIL P CORPUZ
D, RIDMD

Source: CIRAS