

PRO3 CRIME STATISTICS

Covered Period: October 01 - 31, 2020

Source: downloaded from CIRAS as of 09:20 PM of November 17, 2020

CRIME STATISTICS

PNP MC 2018-050

Covered Period: October 01 - 31, 2020

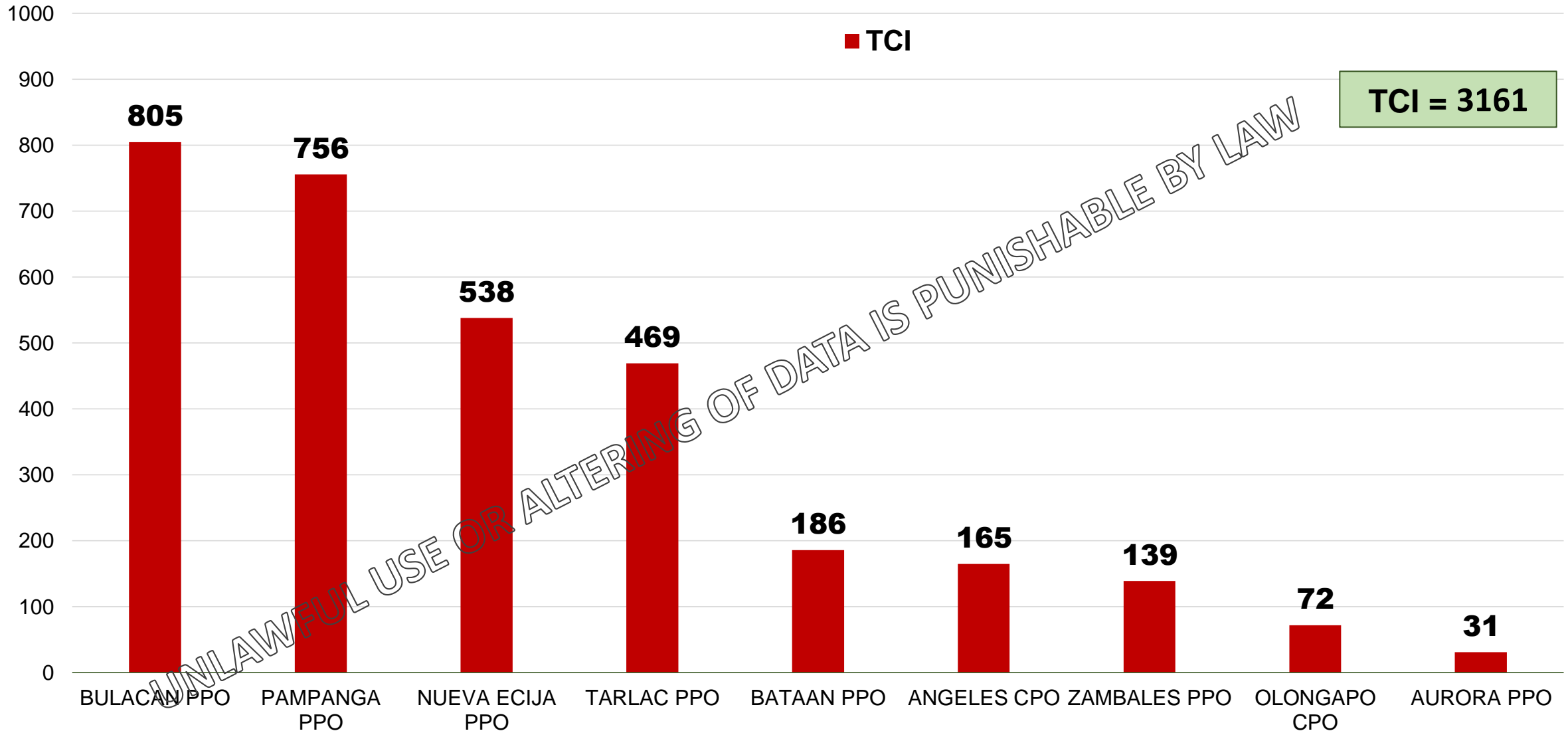
PPO/CPO	PEACE AND ORDER INDEX		PUBLIC SAFETY INDEX	TOTAL CRIME INCIDENTS
	POI INDEX	POI NON-INDEX		
AURORA	6	13	12	31
BATAAN	11	109	66	186
BULACAN	95	406	304	805
NUEVA ECIJA	50	212	276	538
PAMPANGA	53	330	373	756
TARLAC	27	279	163	469
ZAMBALES	8	48	83	139
ANGELES	22	109	34	165
OLONGAPO	12	54	6	72
Grand Total	284	1560	1317	3161

Source: CIRAS

TCI PER PPO/CPO

Covered Period: October 01 - 31, 2020

TOTAL CRIME INCIDENTS



Source: CIRAS

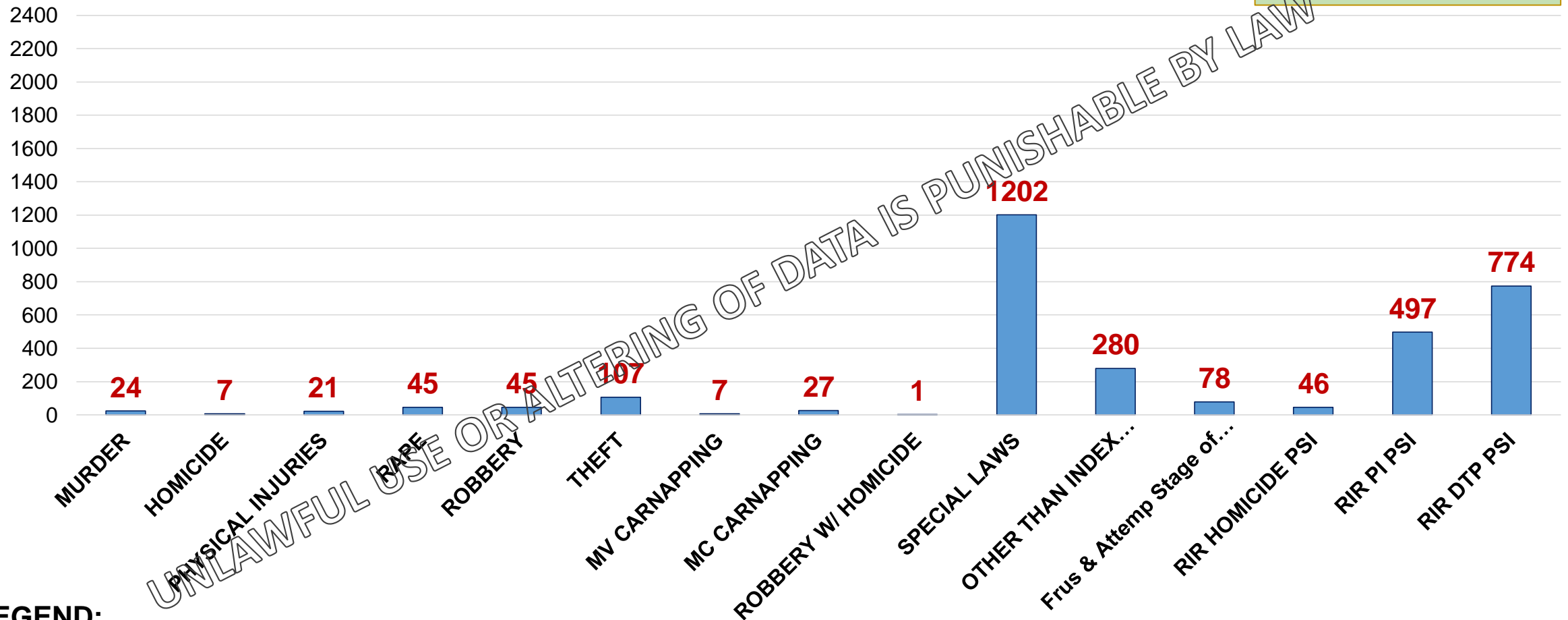
TOTAL CRIME INCIDENT PER CRIME

Covered Period: October 01 - 31, 2020

POI INDEX
(PNP MC 2018-050) = 284

POI NON INDEX
(PNP MC 2018-050) =
1560

PSI
(PNP MC 2018-050)
= 1317



LEGEND:

POI: Peace and Order Index **PSI:** Public Safety Index

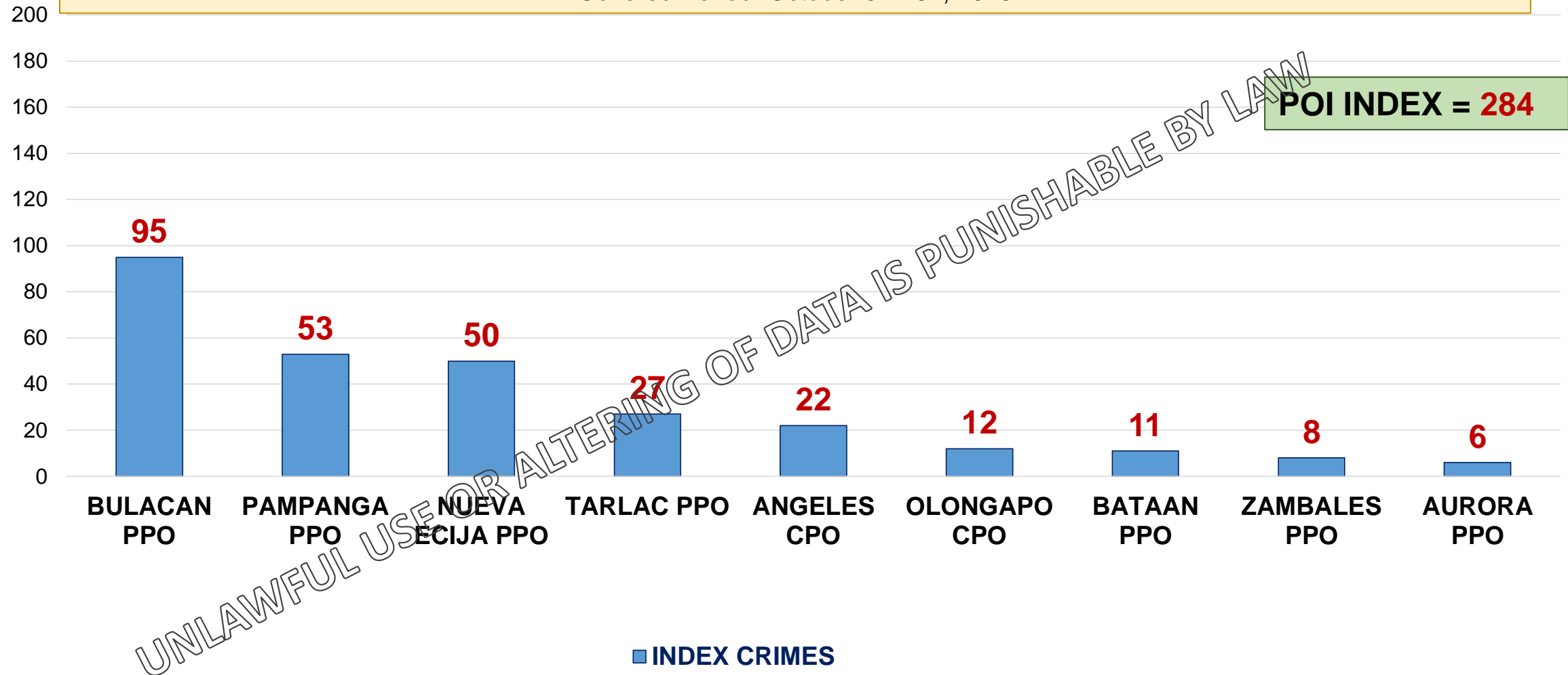
Source: CIRAS

POI INDEX CRIMES PER PPO/CPO

POI INDEX CRIMES = FOCUS CRIMES + SPECIAL COMPLEX CRIMES

(PNP MC 2018-050)

Covered Period: October 01 - 31, 2020

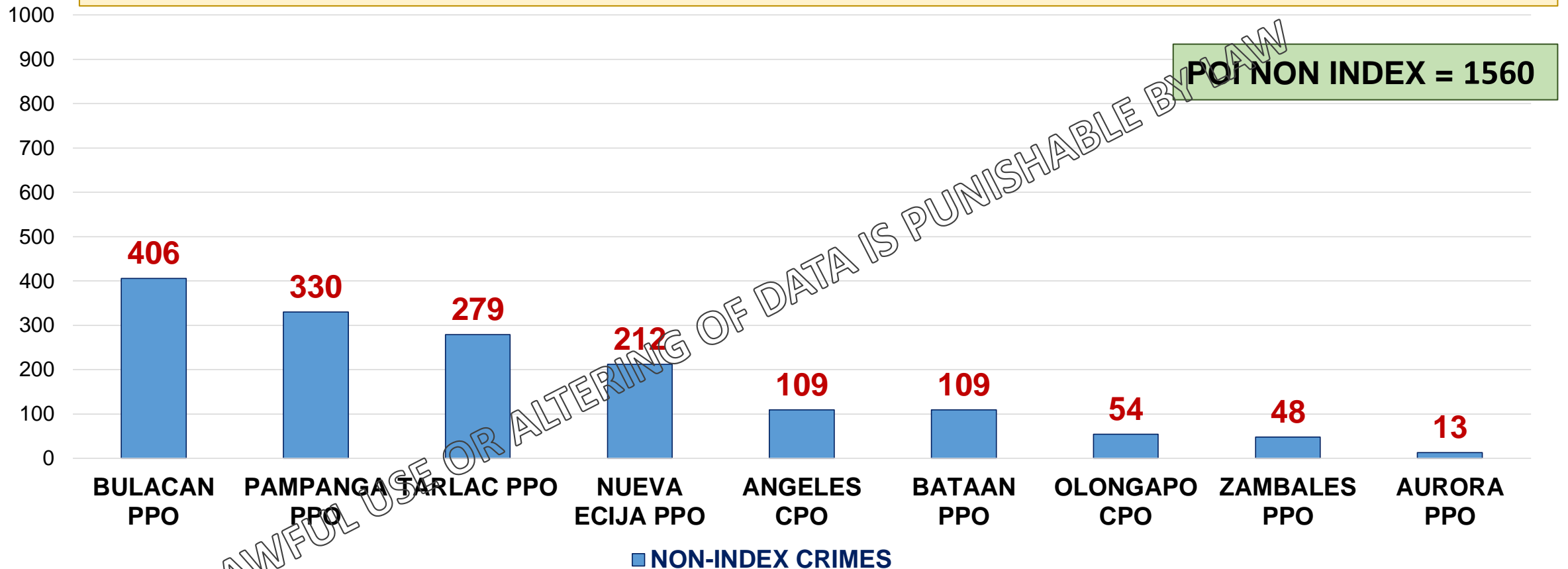


POI NON-INDEX CRIMES PER PPO/CPO

POI NON-INDEX CRIMES = SPECIAL LAWS + OTHER THAN INDEX CRIMES + ATTEMPTED AND FRUSTRATED STAGES OF FOCUS CRIMES

(PNP MC 2018-050)

Covered Period: October 01 - 31, 2020



NOTE: For the period of July to October 27 2019, RIR Traffic Accidents and other quasi-offenses are already excluded in Non-Index Crimes. It is now categorized as Public Safety Index in the PNP MC 2018-050.

Source: CIRAS

CASE STATUS OF CRIMES

Covered Period: October 01 - 31, 2020

PPO/CPO	TCV/TCI	CLEARED	CCE	SOLVED	CSE	UNSOLVED	% UNSOLVED
AURORA PPO	31	25	80.65%	19	61.29%	6	19.35%
BATAAN PPO	186	184	98.92%	173	93.01%	2	1.08%
BULACAN PPO	805	767	95.28%	699	86.83%	38	4.72%
NUEVA ECIJA PPO	538	525	97.58%	477	88.66%	13	2.42%
PAMPANGA PPO	756	716	94.71%	643	85.05%	40	5.29%
TARLAC PPO	469	444	94.67%	396	84.43%	25	5.33%
ZAMBALES PPO	139	139	100.00%	128	92.09%	0	0.00%
ANGELES CPO	165	138	83.64%	135	81.82%	27	16.36%
OLONGAPO CPO	72	72	100.00%	64	88.89%	0	0.00%
Grand Total	3161	3010	95.22%	2734	86.49%	151	4.78%

Legend:

- Highest CCE and CSE
- 2nd Highest CCE and CSE
- 3rd Highest CCE and CSE

Source: CIRAS

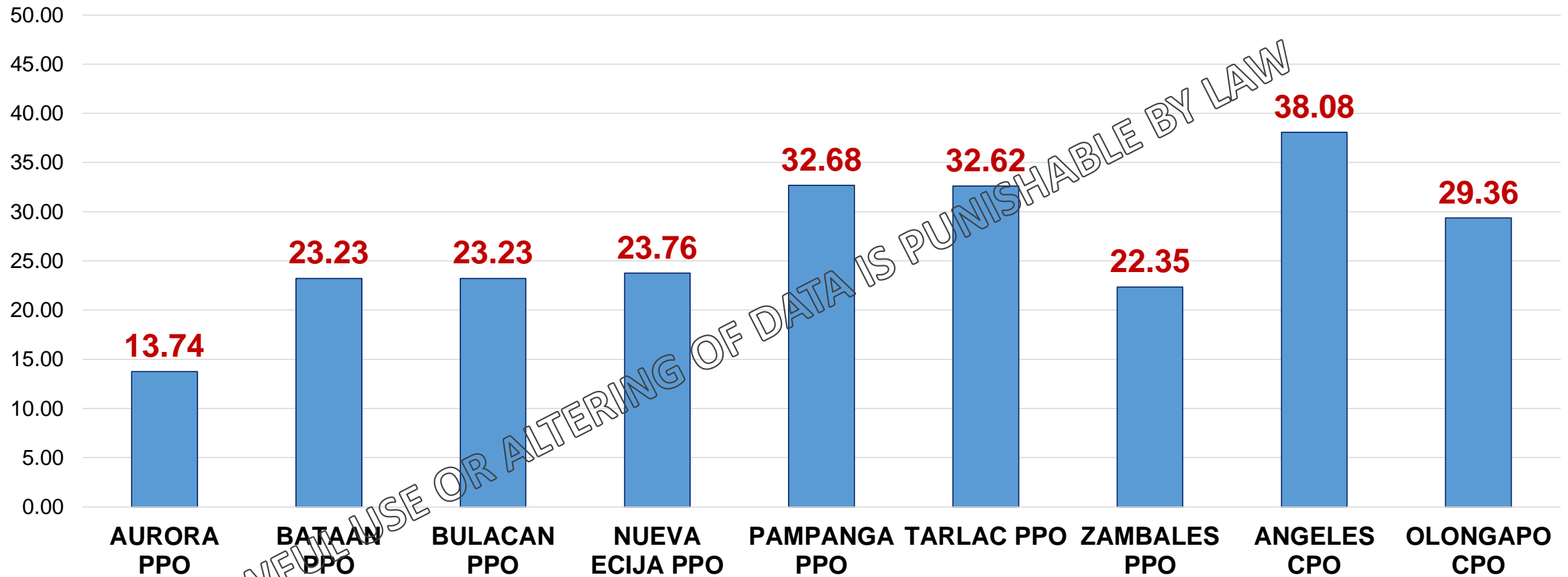
CRIME RATE

Covered Period: October 01 - 31, 2020

PPO/CPO	PEACE AND ORDER INDEX		PSI CRIME RATE	TCI CRIME RATE
	POI INDEX CRIME RATE	POI NON-INDEX CRIME RATE		
AURORA	2.66	5.76	5.32	13.74
BATAAN	1.37	13.62	8.24	23.23
BULACAN	2.74	11.72	8.77	23.23
NUEVA ECIJA	2.21	9.36	12.19	23.76
PAMPANGA	2.29	14.26	16.12	32.68
TARLAC	1.88	19.41	11.34	32.62
ZAMBALES	1.29	7.72	13.35	22.35
ANGELES	5.08	25.16	7.85	38.08
OLONGAPO	4.89	22.02	2.45	29.36
Grand Total	2.41	13.21	11.15	26.77

Source: CIRAS

TCI CRIME RATE PER PPO/CPO



Prepared by:

Verified by:

Noted by:

NUP John Bryan Nunag
Statistician

PCPT JOSEPH K FONGAYAO
Chief, CMS

PLTCOL RAFMIL P CORPUZ
D, RIDMD

Source: CIRAS