

PRO3 CRIME STATISTICS

Covered Period: January 1 – 31, 2020

Source: CIRAS downloaded as of 9:50 AM of February 1, 2020

CRIME STATISTICS

PNP MC 2018-050

Covered Period: January 1 – 31, 2020

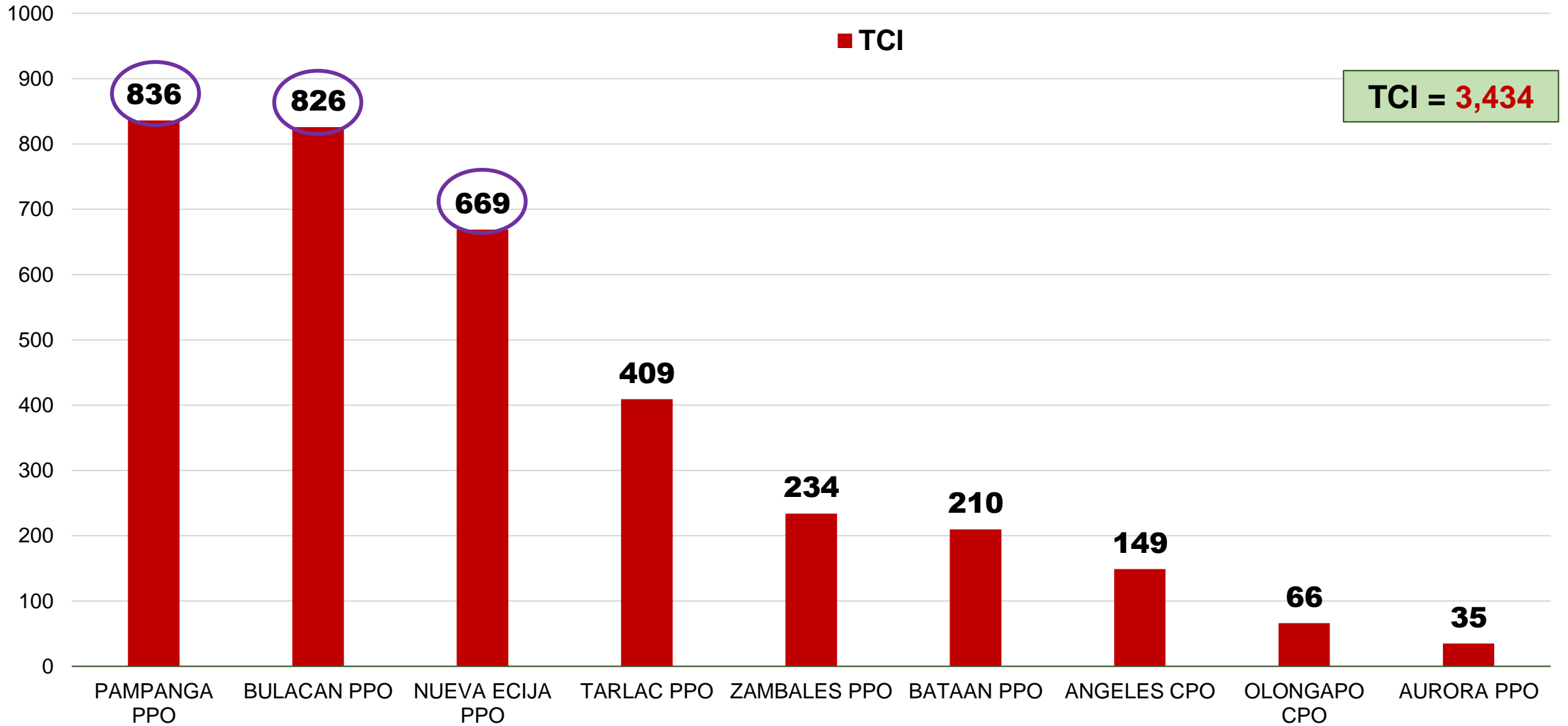
PPO/CPO	PEACE AND ORDER INDEX		PUBLIC SAFETY INDEX	TOTAL CRIME INCIDENTS
	POI INDEX	POI NON-INDEX		
AURORA	4	15	16	35
BATAAN	19	71	120	210
BULACAN	96	344	386	826
NUEVA ECIJA	45	260	364	669
PAMPANGA	70	348	418	836
TARLAC	40	174	195	409
ZAMBALES	20	52	162	234
ANGELES	32	82	35	149
OLONGAPO	17	39	10	66
Grand Total	343	1385	1706	3434

Source: CIRAS

TCI PER PPO/CPO

Covered Period: January 1-31, 2020

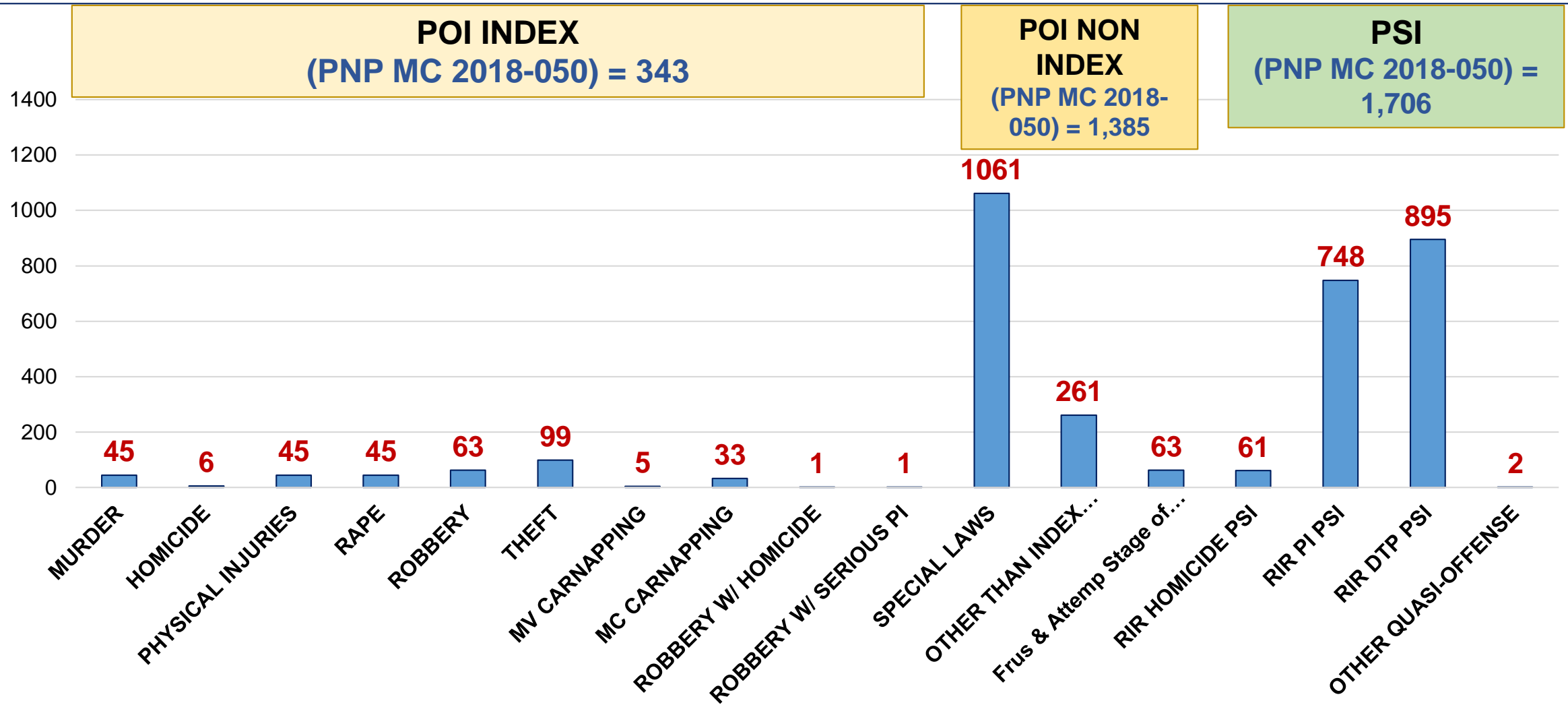
TOTAL CRIME INCIDENTS



Source: CIRAS

TOTAL CRIME INCIDENT PER CRIME

Covered Period: January 1-31, 2020



LEGEND:

POI: Peace and Order Index **PSI:** Public Safety Index

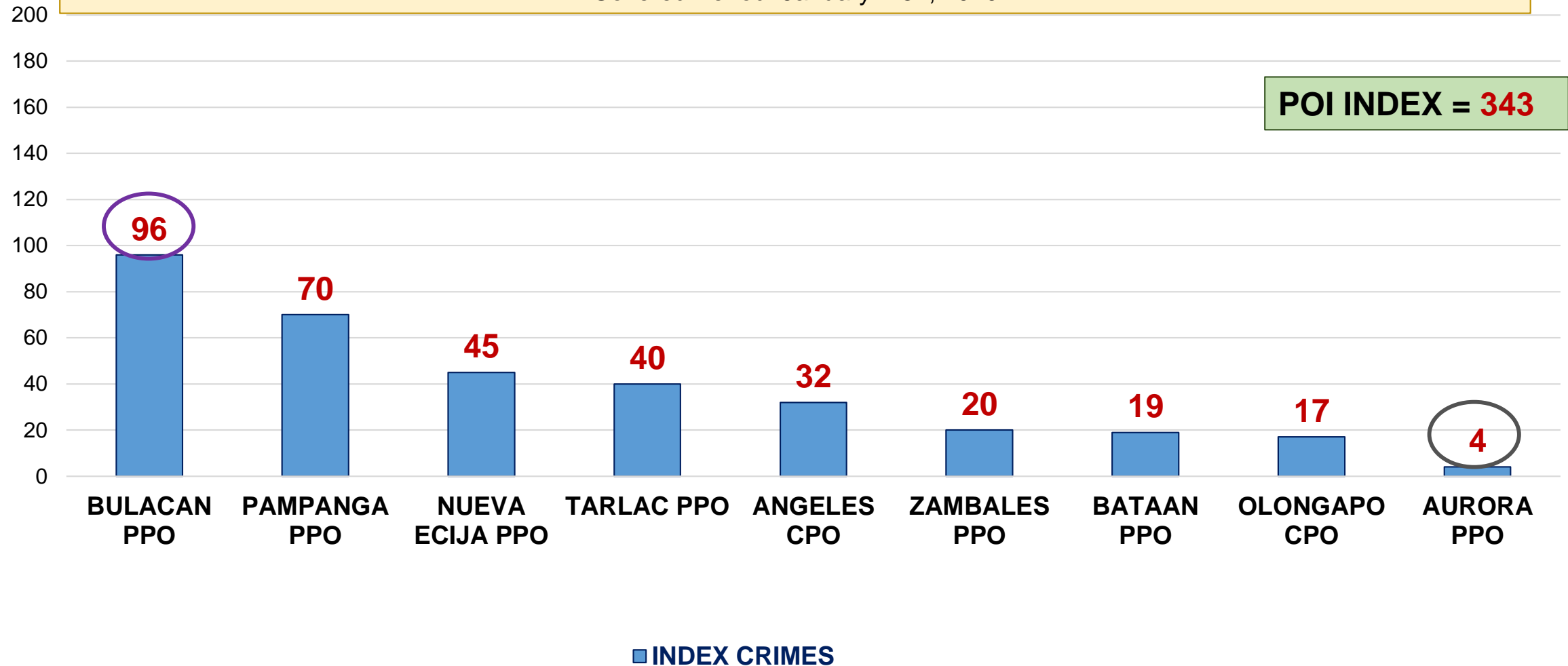
Source: CIRAS

POI INDEX CRIMES PER PPO/CPO

POI INDEX CRIMES = FOCUS CRIMES + SPECIAL COMPLEX CRIMES

(PNP MC 2018-050)

Covered Period: January 1-31, 2020

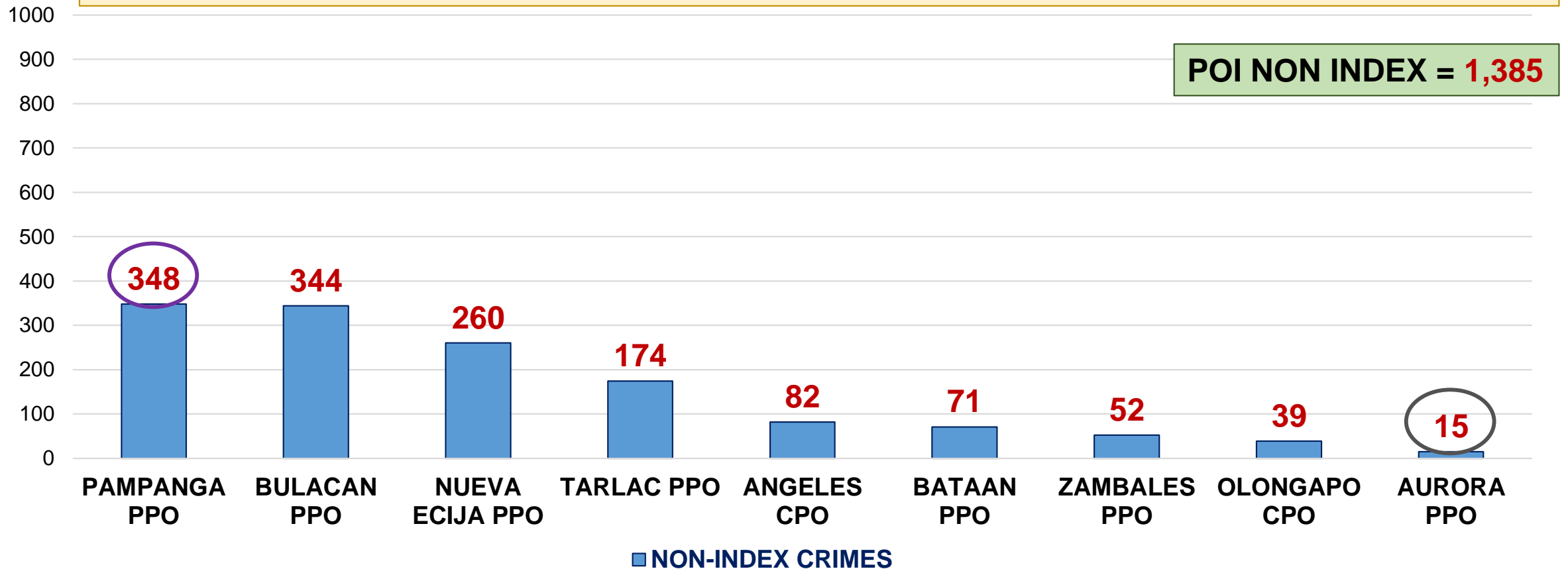


POI NON-INDEX CRIMES PER PPO/CPO

POI NON-INDEX CRIMES = SPECIAL LAWS + OTHER THAN INDEX CRIMES + ATTEMPTED AND FRUSTRATED STAGES OF FOCUS CRIMES

(PNP MC 2018-050)

Covered Period: January 1-31, 2020



NOTE: For the period of July to October 27 2019, RIR Traffic Accidents and other quasi-offenses are already excluded in Non-Index Crimes. It is now categorized as Public Safety Index in the PNP MC 2018-050.

Source: CIRAS

RESOLUTION OF CRIMES

Covered Period: January 1-31, 2020

PPO/CPO	TCV/TCI	CLEARED	CCE	SOLVED	CSE	UNSOLVED	% UNSOLVED
AURORA PPO	35	32	91.43%	24	68.57%	3	8.57%
BATAAN PPO	210	201	95.71%	188	89.52%	9	4.29%
BULACAN PPO	826	775	93.83%	689	83.41%	51	6.17%
NUEVA ECIJA PPO	669	660	98.65%	595	88.94%	9	1.35%
PAMPANGA PPO	836	757	90.55%	711	85.05%	79	9.45%
TARLAC PPO	409	389	95.11%	332	81.17%	20	4.89%
ZAMBALES PPO	234	218	93.16%	202	86.32%	16	6.84%
ANGELES CPO	149	121	81.21%	115	77.18%	28	18.79%
OLONGAPO CPO	66	57	86.36%	51	77.27%	9	13.64%
Grand Total	3434	3210	93.48%	2907	84.65%	224	6.52%

Legend:

- Highest CCE and CSE
- 2nd Highest CCE and CSE
- 3rd Highest CCE and CSE

Source: CIRAS

CRIME RATE

Covered Period: January 1-31, 2020

PPO/CPO	PEACE AND ORDER INDEX		PSI CRIME RATE	TCI CRIME RATE
	POI INDEX CRIME RATE	POI NON-INDEX CRIME RATE		
AURORA	1.77	6.65	7.09	15.52
BATAAN	2.37	8.87	14.99	26.23
BULACAN	2.77	9.93	11.14	23.84
NUEVA ECIJA	1.99	11.48	16.07	29.54
PAMPANGA	3.03	15.04	18.07	36.14
TARLAC	2.78	12.10	13.56	28.45
ZAMBALES	3.22	8.36	26.05	37.63
ANGELES	7.39	18.93	8.08	34.39
OLONGAPO	6.93	15.90	4.08	26.91
Grand Total	2.91	11.73	14.45	29.08

Source: CIRAS

TCI CRIME RATE PER PPO/CPO

